





ITEM No.8.2 Chief of Police Closed Session Report  
Closed Session to prevent disclosure of positions, plans, procedures, criteria or instructions developed for the purpose of contractual or other negotiations by or on behalf of the Government of Alberta or a public body, or considerations that relate to those negotiations in accordance with Section 24(1) of the Freedom of Information and Protection of Privacy Act.

- 9. OPEN SESSION** X
- 10. CLOSE OF MEETING** X



## Taber Municipal Police Commission Request for Decision

**Meeting Date:** April 17, 2019

**Subject:**

Minutes of the Regular Meeting of Taber Municipal Police Commission: March 20, 2019

**Recommendation:**

The Taber Municipal Police Commission adopts the minutes of the Regular Meeting held on March 20, 2019, as presented.

**Background:**

N/A

**Legislation / Authority:**

Municipal Government Act, Section 208(1)(a)(c)

**Strategic Plan Alignment:**

N/A

**Financial Implication:**

N/A

**Service Level / Staff Resource Implication:**

N/A

**Justification:**

Approval of minutes is in accordance with the Municipal Government Act, Section 208.



**Alternative(s):**

That the Taber Municipal Police Commission adopts the Minutes of the Regular Meeting held on March 20, 2019, as amended.

Attachment(s): Minutes

**APPROVALS:**

**Originated By:**  
Raeanne Keer

**Chief Administrative Officer (CAO) or Designate:** \_\_\_\_\_

MINUTES OF THE REGULAR MEETING OF THE TABER MUNICIPAL POLICE COMMISSION OF THE TOWN OF TABER, IN THE PROVINCE OF ALBERTA, HELD IN THE COUNCIL CHAMBERS, ADMINISTRATION BUILDING, ON WEDNESDAY, MARCH 20, 2019, AT 4:30 PM.

---

**Chairperson**

Ken Holst

**Members**

Jack Brewin

John MacDonald

Wanda Osburne-Campbell

Wanda Renner

Joe Strojwas

**Absent**

Gary Bradbury

**Staff**

Graham Abela

Raeanne Keer

**CALL TO ORDER**

Chair Holst called the meeting to Order at 4:47 PM.

Chair Holst noted that the meeting was called to Order late due to the presentation of the Alberta Emergency Services Medals to members of the Taber Police Service.

**ADOPTION OF THE AGENDA**

RES. 30/2019      MOVED by J. MacDonald that the Taber Municipal Police Commission adopts the Agenda, as presented.

CARRIED UNANIMOUSLY

19/2019

Meeting Date  
20/03/2019

## **DELEGATIONS**

None.

## **ADOPTION OF THE MINUTES**

### **1) Minutes of the Regular Meeting of Taber Municipal Police Commission: February 20, 2019**

RES. 31/2019      MOVED by Councillor Strojwas that the Taber Municipal Police Commission adopts the minutes of the Regular Meeting held on February 20, 2019, as presented.

CARRIED UNANIMOUSLY

## **BUSINESS ARISING FROM MINUTES**

None.

## **ACTION ITEMS**

### **1) Alberta Association of Police Governance (AAPG): Annual Conference**

Chair Holst stated that the Commission had previously discussed who would be attending the Alberta Association of Police Governance (AAPG) Annual Conference in Medicine Hat, AB on April 4-6, 2019, but a resolution is required to state who would be attending the conference with Chief G. Abela.

## **ACTION ITEMS – CONT'D**

### **1) Alberta Association of Police Governance (AAPG): Annual Conference – CONT'D**

RES. 32/2019      MOVED by J. MacDonald that the Taber Municipal Police Commission authorizes the attendance of Councillor Brewin, Commission Member W. Osburne-Campbell, Commission Member J. MacDonald, and an additional member, to join Chief Abela at the Alberta Association of Police Governance Annual Conference being held on April 4-6, 2019 in Medicine Hat, Alberta.

CARRIED UNANIMOUSLY

### **2) Cat Bylaw Discussion**

Chief G. Abela stated that at the previous Regular Meeting the Commission request information on cay Bylaws for the Town and neighboring municipalities, and presented the report outlining the requesting information.

RES. 33/2019      MOVED by Councillor Strojwas that the Taber Municipal Police Commission accept this Cat Bylaw Review Report for information purposes, and requests the report be forwarded to Council for their information.

CARRIED UNANIMOUSLY

### **3) Public Complaints Director Report**

Chief G. Abela presented the Public Complaints Director Report.

RES. 34/2019      MOVED by J. MacDonald that the Taber Municipal Police Commission accepts the Public Complaints Director (PCD) report for information purposes.

CARRIED UNANIMOUSLY

## **ACTION ITEMS – CONT'D**

### **4) Taber Municipal Police Commission Financial Information**

Chief G. Abela presented the January 31, 2019 – Interim Report and the February 28, 2019 – Interim Report to the Commission.

RES. 34/2019      MOVED by W. Renner that the Taber Municipal Police Commission accepts the Financial Information of February 28, 2019 – Interim, and January 31, 2019 – Interim for information purposes.

CARRIED UNANIMOUSLY

### **5) Chief of Police Report to the Commission**

Chief G. Abela presented the Chief of Police Report to the Commission. In addition Chief G. Abela also presented the 2018 Street Check Report, the 2018 Prisoner Audit Report, the 2018 Training Review, the 2018 Auxiliary Report, the Check Stop Report, the Alberta Police Officer Grant Report, the Municipal Police Assistance Grant 2018 Report, and the 2019-2021 Training Plan to the Commission.

RES. 35/2019      MOVED by W. Renner that the Taber Municipal Police Commission accepts the Chief of Police, Community Standards Report, 2018 Street Check Report, the 2018 Prisoner Audit Report, the 2018 Training Review, the 2018 Auxiliary Report, the Check Stop Report, the Alberta Police Officer Grant Report, the Municipal Police Assistance Grant 2018 Report, and the 2019-2021 Training Plan for information purposes.

CARRIED UNANIMOUSLY



## **ACTION ITEMS – CONT'D**

### **6) Commission Member Reports (Verbal)**

The Commission members presented their verbal reports.

RES. 37/2019            MOVED by J. MacDonald that the Taber Municipal Police Commission accepts the Commission Member Reports for information.

CARRIED UNANIMOUSLY

### **MEDIA INQUIRIES**

T. Bush, of the Taber Times, inquired what the Taber Police Services approach is on the new legislation on impaired driving and breathalysing.

Chief G. Abela stated that although legislation allows it, at this time the Taber Police Service is not breathalysing every driver that is stopped.

RES. 38/2019            MOVED by W. Osburne-Campbell that that the Taber Municipal Police Commission moves into Closed Session to prevent disclosure to personal information that is evaluative material compiled for the purpose of determining the suitability, eligibility or qualifications for employment or other benefits by a public body when the information is provided, in accordance with Section 19(1) and to prevent disclosure of positions, plans, procedures, criteria or instructions developed for the purpose of contractual or other negotiations by or on behalf of the Government of Alberta or a public body, or considerations that relate to those negotiations in accordance with Section 24(1) of the Freedom of Information and Protection of Privacy Act.

CARRIED UNANIMOUSLY AT 5:14 PM

## CLOSED SESSION

- 1) Victim Services Briefing Note Discussion Closed Session to prevent disclosure of positions, plans, procedures, criteria or instructions developed for the purpose of contractual or other negotiations by or on behalf of the Government of Alberta or a public body, or considerations that relate to those negotiations in accordance with Section 24(1) of the Freedom of Information and Protection of Privacy Act.**

Pursuant to Section 197(6) of the *Municipal Government Act*, the following members of Administration were in attendance for Closed Session Agenda Item 9.1) Victim Services Briefing Note Discussion (Closed): Chief G. Abela, Chief of the Taber Police Service, and R. Keer, Administrative Assistant.

- 2) Operational Strength of TPS Discussion Closed Session to prevent disclosure of positions, plans, procedures, criteria or instructions developed for the purpose of contractual or other negotiations by or on behalf of the Government of Alberta or a public body, or considerations that relate to those negotiations in accordance with Section 24(1) of the Freedom of Information and Protection of Privacy Act.**

Pursuant to Section 197(6) of the *Municipal Government Act*, the following members of Administration were in attendance for Closed Session Agenda Item 9.2) Operational Strength of TPS Discussion: Chief G. Abela, Chief of the Taber Police Service, and R. Keer, Administrative Assistant.

## CLOSED SESSION – CONT'D

- 3) Chief of Police Closed Session Report Closed Session to prevent disclosure of positions, plans, procedures, criteria or instructions developed for the purpose of contractual or other negotiations by or on behalf of the Government of Alberta or a public body, or considerations that relate to those negotiations in accordance with Section 24(1) of the Freedom of Information and Protection of Privacy Act.**

Pursuant to Section 197(6) of the *Municipal Government Act*, the following members of Administration were in attendance for Closed Session Agenda Item 9.3) Chief of Police Closed Session Report: Chief G. Abela, Chief of the Taber Police Service, and R. Keer, Administrative Assistant.

Chief G. Abela left the meeting at 6:58 PM, and did not return.

- 4) Proposed Chief of Police Performance Evaluation Closed Session to prevent disclosure to personal information that is evaluative material compiled for the purpose of determining the suitability, eligibility or qualifications for employment or other benefits by a public body when the information is provided, in accordance with Section 19(1) of the Freedom of Information and Protection of Privacy Act.**

Pursuant to Section 197(6) of the *Municipal Government Act*, the following member of Administration was in attendance for Closed Session Agenda Item 9.4) Proposed Chief of Police Performance Evaluation: R. Keer, Administrative Assistant.

## OPEN SESSION

RES. 39/2019      MOVED by Councillor Strojwas that the Taber Municipal Police Commission reconvenes into Open Session.

CARRIED UNANIMOUSLY AT 7:24 PM

**OPEN SESSION – CONT'D**

- RES. 40/2019      MOVED by W. Renner that the Taber Municipal Police Commission accepts the Closed Session report on victim services for information purposes only.  
CARRIED UNANIMOUSLY
- RES. 41/2019      MOVED by J. MacDonald that the Taber Municipal Police Commission directs the Chief of Police and the Commission Chair to present an operational strength business case to Council in Closed Session.  
CARRIED UNANIMOUSLY
- RES. 42/2019      MOVED by Councillor Brewin that the Taber Municipal Police Commission accepts the Chief of Police Closed Session Report for information.  
CARRIED UNANIMOUSLY
- RES. 43/2019      MOVED by J. MacDonald that the Taber Municipal Police Commission accepts the Chief of Police Performance Evaluation for information, as amended.  
CARRIED UNANIMOUSLY

**CLOSE OF MEETING**

RES. 44/2019      MOVED by Councillor Brewin that the Regular Meeting of the Taber Municipal Police Commission is hereby Closed.

CARRIED UNANIMOUSLY AT 7:25 PM

---

CHAIR

---

CHIEF ADMINISTRATIVE OFFICER

27/2019

Meeting Date  
20/03/2019



## Taber Municipal Police Commission Request for Decision

**Meeting Date:** April 17, 2019

**Subject:**  
Annual Report 2018

**Recommendation:**

The Taber Municipal Police Commission accepts the 2018 Annual Report authored by Sr. Cst. Gyepesi for information purposes.

**Background:**

The 2018 Annual Report is provided for Commission information. This report is provided in keeping with the Provincial Policing Standards as set out by the Solicitor General. This is also in keeping with our Mission Statement to inform the public. Once approved the Annual Report will be made public on the Town of Taber website and forwarded to the Solicitor General. In most cases, this communication is provided simply as information to the Commission and no comment is needed. In some cases, though, the Commission may wish to seek clarification on the matter from its administration or from the originator of the communication, or even to challenge the matter through Commission discussion. Placing the communication on the Commission's agenda allows these opportunities.

**Legislation / Authority:**

The Police Act, Section 32(1)

**Strategic Plan Alignment:**

Community Awareness Priorities  
Collection and dissemination of information to the public is crucial. Feedback from our stakeholders indicates that some of the public is not aware of who we are, and what we do.

**Financial Implication:**

N/A



**Service Level / Staff Resource Implication:**

None

**Justification:**

To keep the Commission informed of our actions as a police service and all we do.

**Alternative(s):**

The Commission could seek clarification on any of the matters from Administration or the Chief.

Attachment(s): 2018 Annual Report

**APPROVALS:**

**Originated By:**  
Graham Abela

**Chief Administrative Officer (CAO) or Designate:** \_\_\_\_\_

# TABER POLICE SERVICE

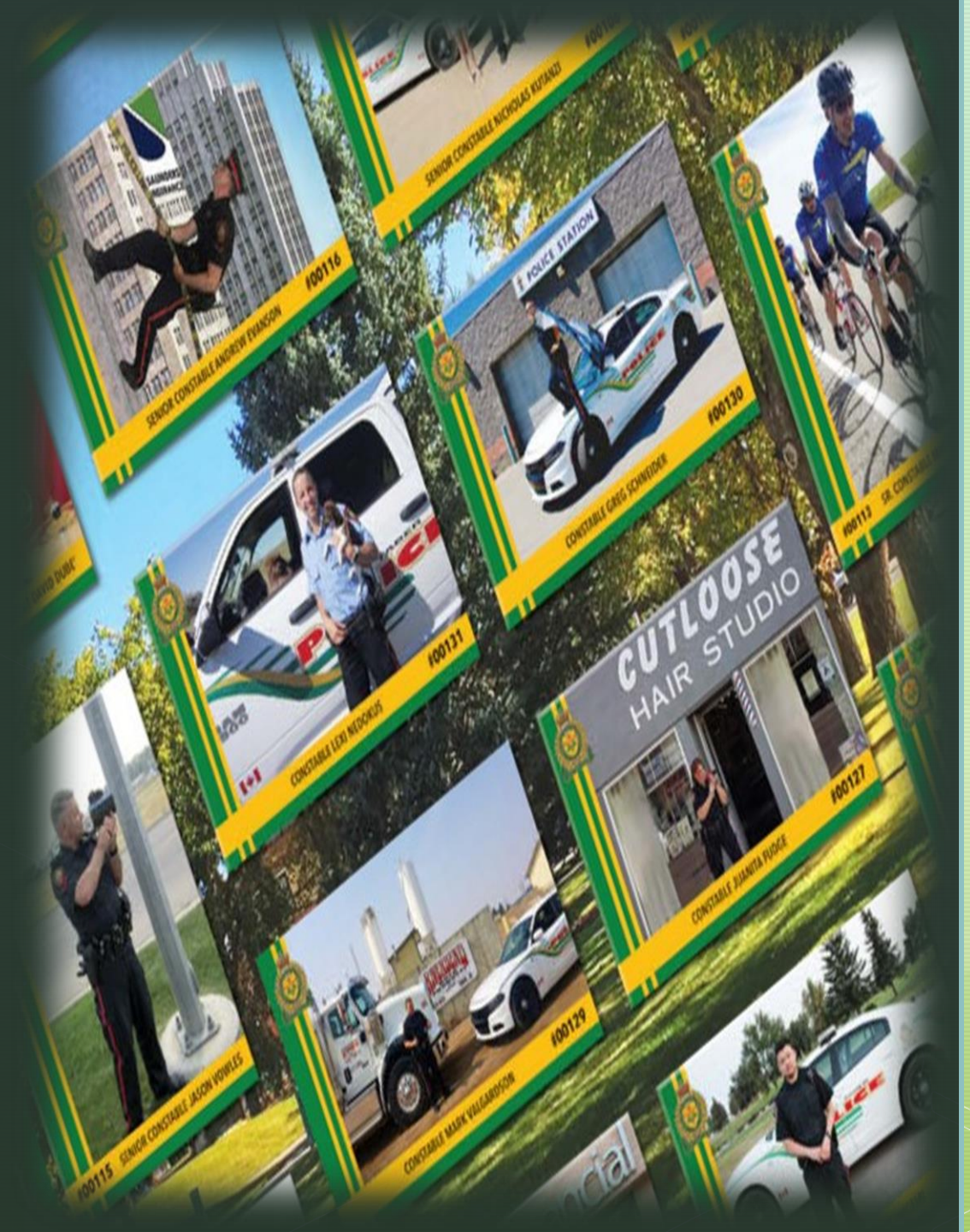
ANNUAL REPORT 2018





# Table of Contents

	Page
1. Taber Municipal Police Commission Message	3
2. Message from the Chief of Police	4
3. Mission Statement / Core Values	5
4. Taber Police Service Strategic Plan	8
5. Organizational Chart / Human Resources	11
6. Budget	16
7. Operational Highlights – Policing	17
• Property Offences	
• Clearance Rates	
• Traffic Safety	
• Control Tactics	
8. Operational Highlights – Community Standards Unit	23
9. Operational Highlights – Communications	25
10. Operational Highlights – School Resource Officer	28
11. Professional Standards	30
12. Community Involvement / Partnerships	32
13. Social Media	37



## TABER MUNICIPAL POLICE COMMISSION

The Taber Municipal Police Commission is governed by the Police Act of Alberta. In turn, the Commission has the critical role to oversee policing in our community. In today's world, the need for a greater focus on all aspects of policing is critical. New and challenging drug issues are at the forefront of concern. In turn, an increase in property and violence offences becomes a bi product, not to mention public and officer safety. This is just a small sample of the continued need for ensuring policing is done well, in line with the governance model, and finds the correct balance between prevention and enforcement. As a Commission, we fully believe that the Taber Police Service is utilizing all possible resources available to them and providing a solid policing product to the Town of Taber and surrounding area. Through dedicated concerned members, great leadership, and a second to none dispatch center, the required focus is being achieved. As always, we are in turn grateful to the involvement and support of the community, as all is done to make Taber safe, protected, and a wonderful place to live. Contents of this report are evidence of this over the past year and a testament of how we will continue to move forward.

Ken Holst

Chairman

Taber Municipal Police Commission



**Taber Police Commission Members; 2018**

Joe Strojwas John MacDonald, Chair Ken Holst, Jack Brewin, Wanda Osburne-Campbell, Secretary Corey Armfelt, Wanda Renner


## CHIEF OF POLICE DR. GRAHAM ABELA

The Taber Police Service continues to be a leader in community policing in the Province of Alberta and I am proud to lead a group of dedicated staff who provide for public safety in our community.

Each year, we report to the community the culmination of our efforts in a document that I am happy to share. Police efficacy is difficult to measure, however, as a police service we undertook strategic planning at the commencement of my appointment to Chief, and I relied upon information gathered from community to lay out a plan that described our mission, value, core functions, strategic priorities and goals. We also demonstrate within our own plan how the Taber Police Service goals align with the Town of Taber and every 3 months I provide a report card to the Taber Municipal Police Commission to let them know how we are doing. I am happy to report that we are on target, achieving our goals, and trying our best to ensure public safety in our community.

These successes don't come without challenges. As we examine our crime data, we recognize that there has been an increase in crystal methamphetamine use in our community and we know it is impacting families and those who make the decision to use and abuse this highly addictive drug. There is community impact related to this illegal activity and we need to support victims who are subjected to the violence and criminality this activity breeds. The Taber Police Service is committed to partner with others to examine this trend and investigate ways to support those who need us most.

The community of Taber supports our police service well, and we appreciate and understand the confidence you have placed in us to put each dollar we receive to good use. Our Police Commission and Council make sure we have the resources we require, and we are here 24/7/365 to help if you need us. Our staff's commitment to our calling is real and each day I put on my uniform I absolutely recognize I am fortunate to have the people around me who make the Taber Police Service such a great organization and an awesome place to be the Chief of Police.



# MISSION STATEMENT

We are the Taber Police Service established in 1904.

We strive to inform, involve and protect the community of Taber.

We, the members of the Taber Police Service, believe that:

- Police work is not performed in a social vacuum;
- We exist to serve and are, therefore, accountable to the community;
- The citizens of Taber are the ultimate consumers of police services and should be provided the opportunity for input into our priorities; we must determine community concerns and be proactive in the community to address those concerns;
- Every effort must be made to inform the community of what we are doing and the results of our efforts.



# CORE VALUES

These are the core values of the Taber Police Service in which we believe we should, as an organization and as individuals, consistently try to apply in order to achieve excellence in policing.

## Honesty

We believe in an honest work environment that encourages trust and respect of fellow employees, as well as that of the community

## Integrity

We believe that our actions should be based on an internally consistent framework of principles and, furthermore, that everything we do as a police service or as individuals is based on our defined set of core values.

## Compassion

We believe that we should treat each other as employees, as well as those in the community for which we serve, with kindness and empathy.

## Accountability

We believe that our actions as a police service and individuals should be transparent and that we are responsible for our decisions and policies. We understand that we are accountable and answerable to the community of Taber and our governing body.

## Professionalism

We believe that we should adhere to the highest standards of professionalism and that we should maintain our standards through reflection, review and audits.





## 5 YEAR STRATEGIC PLAN (2016-2021)

In 2016 the Taber Police Service conducted a 5 year strategic plan to review our priorities and establish our goals for the next 5 years. The strategic plan was created following a community survey, focus group sessions and input from the Taber Municipal Police Commission and the Taber Police membership. Core services and key strategic priorities were identified within the strategic plan. This 5 year plan is divided into 4 phases that each contain several goals that are to be obtained within a certain time frame.

The strategic plan is reviewed quarterly with the Taber Municipal Police Commission. A report card is provided at that time to monitor our progress in achieving these goals.

## CORE SERVICES

- Policing Services
- Public Safety Dispatch and Support
- Community Support

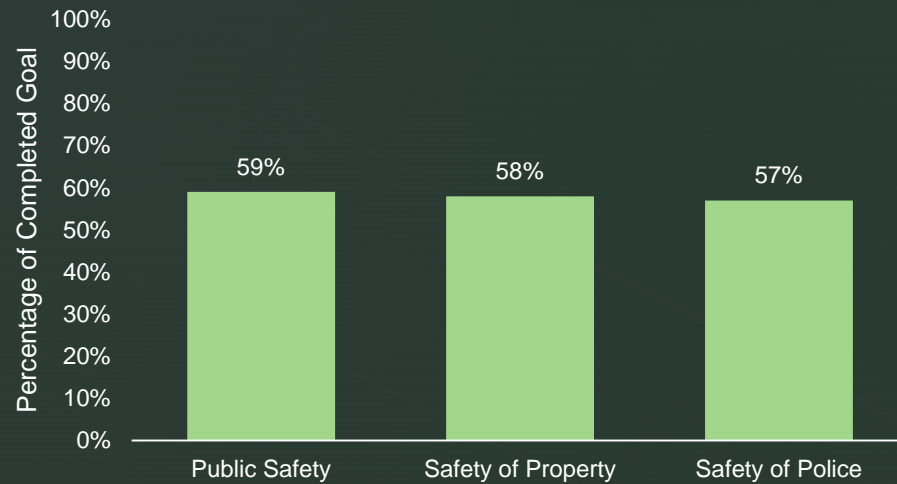
## KEY STRATEGIC PRIORITIES

- Community Safety
- Community Collaboration
- Community Awareness
- People and Technical Professionalism

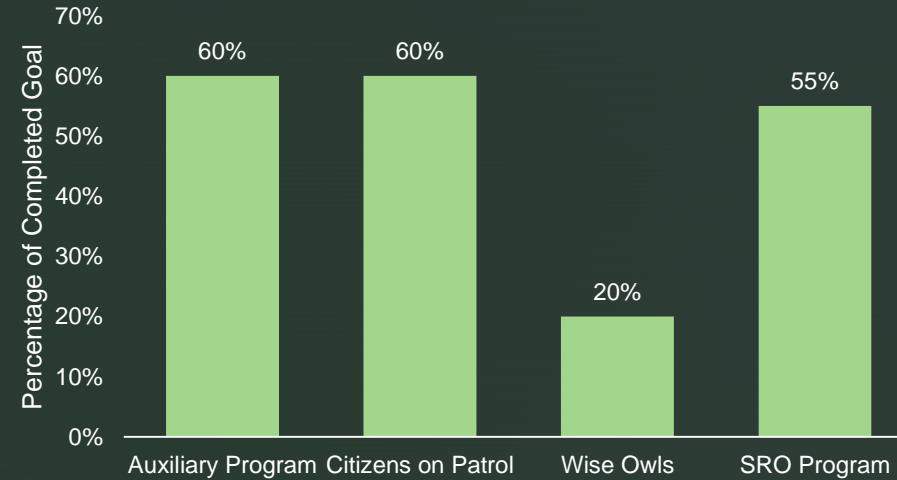


# 5 YEAR STRATEGIC PLAN KEY STRATEGIC PRIORITIES

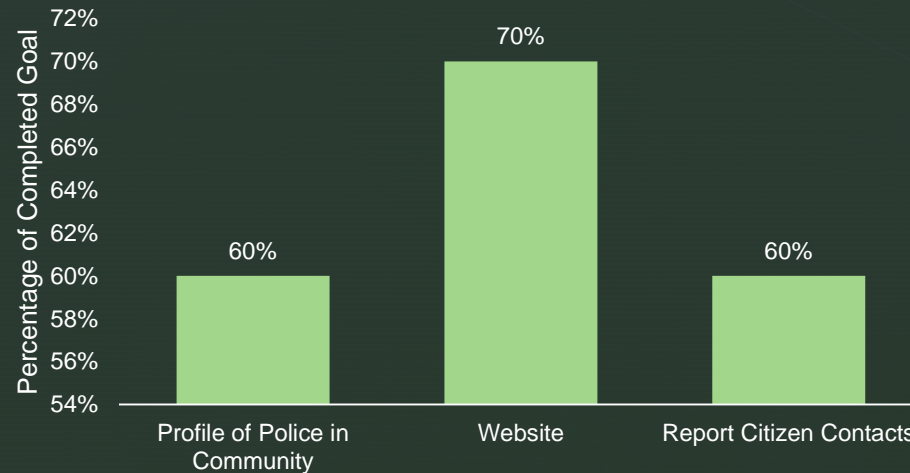
## Community Safety Priorities



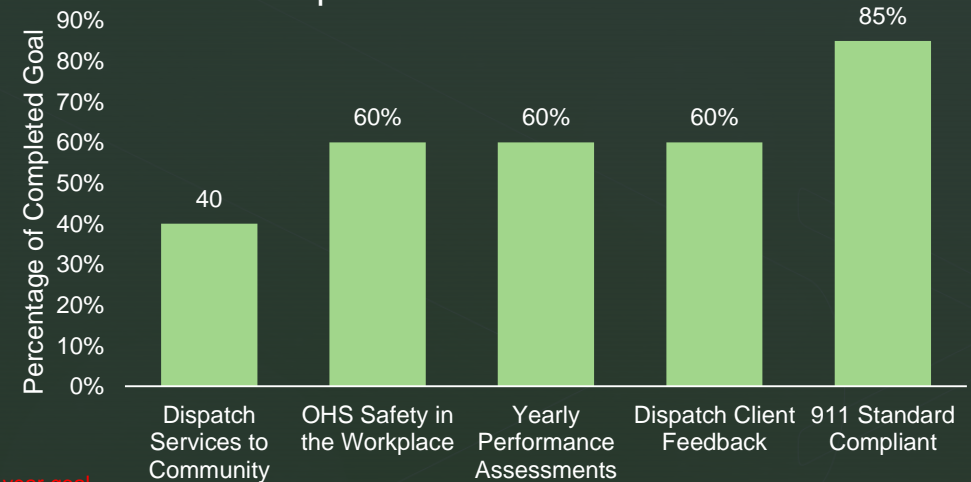
## Community Collaboration Priorities



## Community Awareness Priorities



## People and Technical Priorities



Each graph represents percentage completed of 5 year goal.

# ORGANIZATIONAL CHART



# HUMAN RESOURCES

## Police Operational Strength

- 15 (Authorized)
- 15 (Actual)

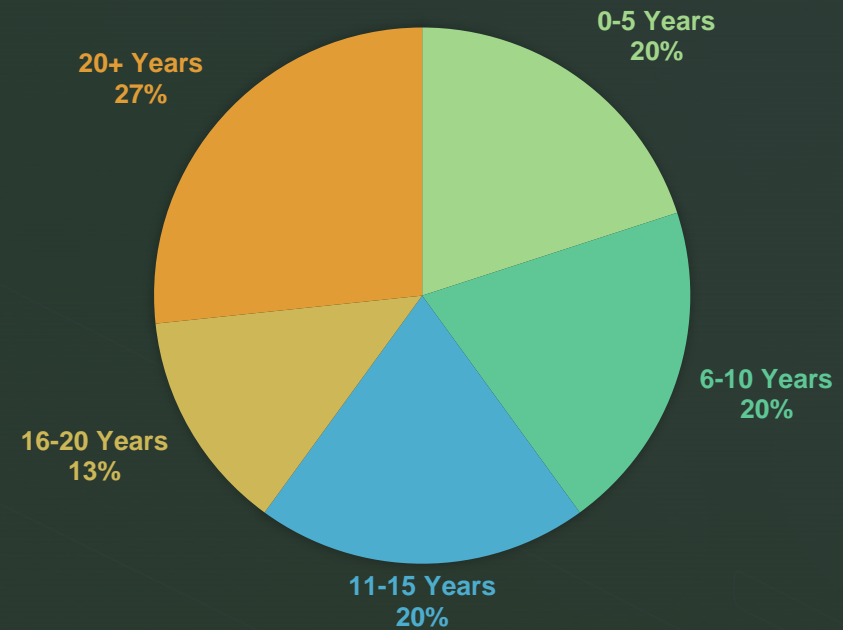
## Demographics – Gender

- 2 Female
- 13 Male

## Background of Officers

- 12 Caucasian
- 2 Asian
- 1 FNMI

## MEMBERS YEARS OF SERVICE



# HUMAN RESOURCES

## Staff

- Public Safety Communications Manager -1
- Communications Operators
  - Fulltime position – 4
  - Casual position – 3
- Administrative Assistant - 1
- Community Standards Unit Support
  - Part time Students – 2
- Guards (Casual) – 4
- Numerous Volunteers



## HUMAN RESOURCES

### Alberta Emergency Service Medals

- Linda Hall – Communications Operator – 12 Years Service
- Sandra Jackson – Communications Operator – 12 Years Service

### Town of Taber Milestones

- Sgt. Steve Meggison – 20 Years
- Sgt. Howard Kehler – 20 Years
- Sr. Cst. Mat Champagne -15 years
- Sr. Cst. David Dube – 10 Years

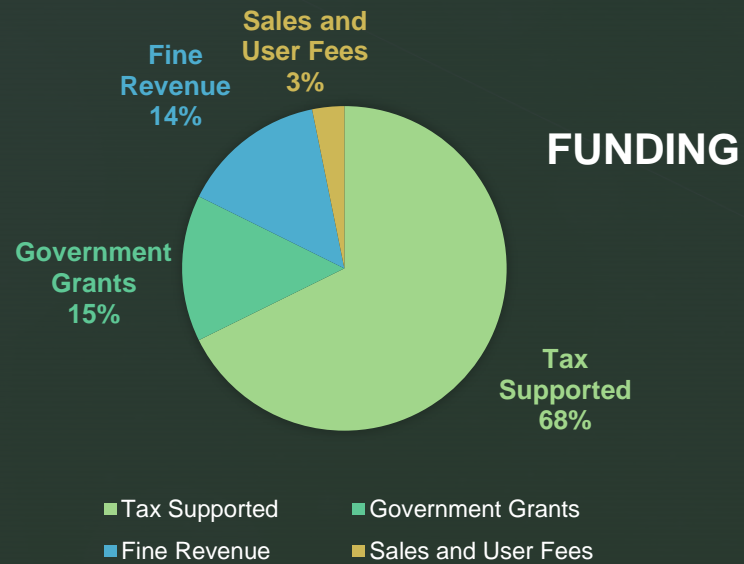




# BUDGET 2018

## FUNDING

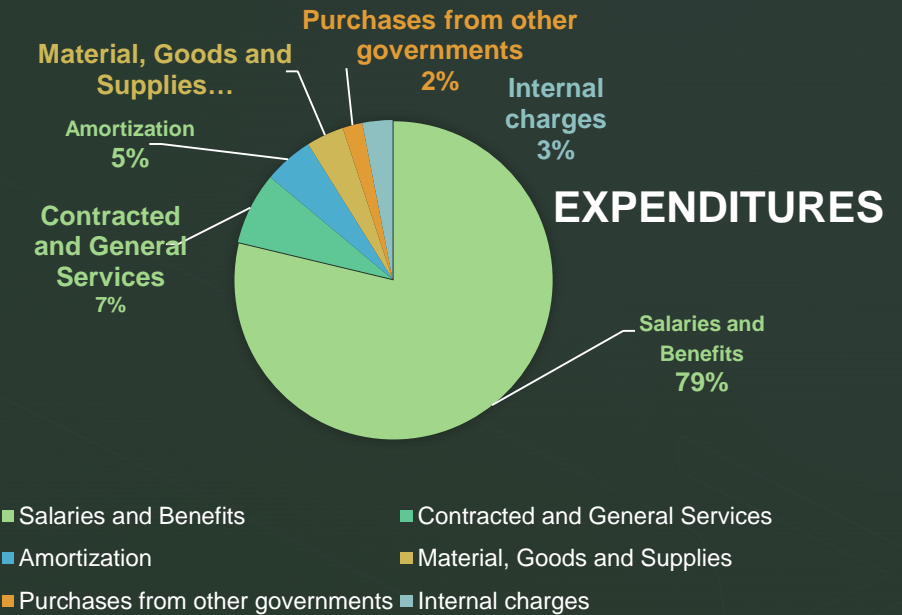
Tax Supported	2,557,946
Government Grants	551,832
Fine Revenue	547,500
Sales and user fees	120,584
<b>Total</b>	<b>3,777,862</b>



## EXPENSES

Salaries and Benefits	2,974,522
Contracted and general services	277,039
Amortization	190,001
Material, goods and supplies	144,700
Purchases from other governments	76,000
Internal Charges	115,600
<b>Total</b>	<b>3,777,862</b>

*In 2018 the Taber Police Service actual expenses were \$3,564,874 which was \$212,988 under budget.*



## OPERATIONAL HIGHLIGHTS - POLICING

The Taber Police Service provides 24/7/365 policing to the Town of Taber. We have provided several pages of operational reports and statistics for your consideration. The first chart shows the number of occurrences investigated, the number of people held in custody and the average number of occurrences each officer dealt with in 2018.

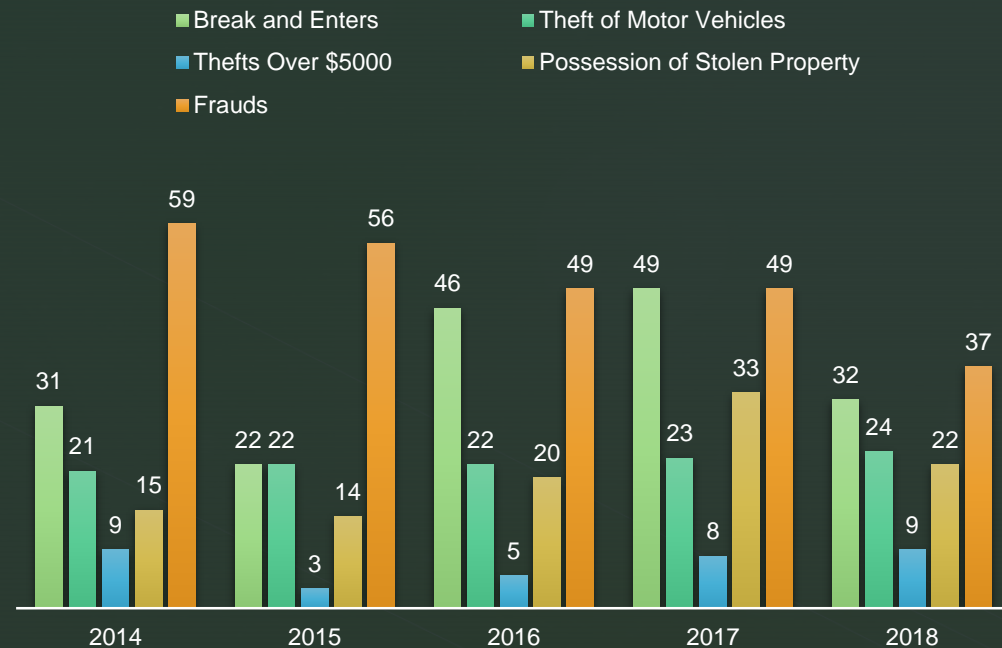
	2016	2017	2018
Number of Police Occurrences	4816	5135	5132
Number of Persons Held in Police Custody	327	274	316
Police Occurrences Dealt With Per Officer	344	342	342



## OPERATIONAL HIGHLIGHTS- PROPERTY OFFENCES

There was an overall 20% decrease in Property Offences in 2018, which followed a 20% increase in 2017. The previous two year period represented a 49% increase in Property Offences. This year marks the first year in a three year period where this offence category has observed a decline in numbers. There were 320 property related offences reported in 2016, 384 reports in 2017 and 309 reports in 2018.

### Property Offences 2014 - 2018



## OPERATIONAL HIGHLIGHTS – CLEARANCE RATES

Clearance rates are often used as an indicator of how efficient a police service is at solving reports of crime. There are many limitations to only using clearance rates as an indicator, but for our purposes the following chart provides the community with a report as to how the Taber Police Service is doing compared to other small communities.

Weighted Clearance Rate, By Police Service, in Alberta. CANSIM Table 252-0088 (Selected). Statistics Canada.

Geography <sup>4</sup>	Statistics	2013	2014	2015	2016	2017
		<b>Number</b>				
Camrose, Alberta, municipal [48015]	Weighted clearance rate <sup>5 6</sup>	60.46	62.10	56.01	58.11	55.91
Lacombe, Alberta, municipal [48052]	Weighted clearance rate <sup>5 6</sup>	48.13	40.65	40.82	39.73	41.27
Taber, Alberta, municipal [48088]	Weighted clearance rate <sup>5 6</sup>	61.64	59.97	60.57	61.61	59.73
Brooks, Alberta, Royal Canadian Mounted Police, municipal [48708]	Weighted clearance rate <sup>5 6</sup>	53.82	52.84	58.51	53.83	47.96
Taber, Alberta, Royal Canadian Mounted Police, rural [48826]	Weighted clearance rate <sup>5 6</sup>	51.02	53.63	63.08	48.72	38.44

The weighted clearance rate is based on the same principles as the Police Reported Crime Severity Index (PRCSI), whereby more serious offences are assigned a higher “weight” than less serious offences. For example, the clearing of homicides, robberies, or break and enters would represent a greater contribution to the overall weighted clearance rate value than the clearing of minor theft, mischief or disturbing the peace.

The weighted clearance rate is not available for police services or detachments with populations less than 1,000. Data for police services or detachments with population less than 5,000 should be used with caution.

## OPERATIONAL HIGHLIGHTS – TRAFFIC SAFETY

Traffic safety education and traffic enforcement are priorities for the Taber Police Service. The Taber Police Service remains engaged in the Alberta Transportation Selected Traffic Enforcement Program which is a targeted enforcement and educational traffic safety initiative whose priority changes from month to month. Taber Police Service officers continue to be diligent in enforcing the Traffic Safety Act and other traffic related statutes, and investigate collisions.

The Taber Police Service continues to utilize Automated Vehicle Enforcement, otherwise known as photo radar. The following chart provides you with the results of our traffic safety program.

TRAFFIC SAFETY	2016	2017	2018
Police Officer Initiated Tickets	1635	2134	1633
Photo Radar	4429	3230	3581
Photo Radar Average Speed Over Speed Limit (kph)	18	18	17
Number of Collisions	126	143	148



## OPERATIONAL HIGHLIGHTS – CONTROL TACTICS

Tracking police reports of incidents involving the use of controlled tactics is a manner by which police services can study its membership and their application of force. Evaluation of control tactics reports, and statistics, allow police to conduct oversight of applications of force that have occurred to allow for the identification of required training to improve officers' force responses in varying situations.

- In 2018 there were 30 police incidences involving force. Of these incidences, 7 resulted in an injury to the subject, while 2 resulted in an injury to the officer. All of the injuries sustained were minor in nature and did not require treatment with the exception of one where a subject required treatment due to broken glass on scene. The numbers for 2018 are elevated from 2017.





## OPERATIONAL HIGHLIGHTS – COMMUNITY STANDARDS UNIT

2018 marked the first full year for the Community Standards Unit after its initiation in March of 2017. The mandate of Community Standards Officer (CSO) includes enforcement of community standards issues and provincial traffic offences. The CSO has full authority under the Criminal Code of Canada and applicable federal statutes to enforce both criminal and provincial acts.

During the summer months, the unit is supplemented with two summer students to assist in their duties. These students are generally criminal justice students from the Lethbridge College and they are employed through the step program.



### Community Standards Unit Statistics – 2018

CSU Monthly Stats – 2018	Jan	Feb	Mar	Apr	May	Jun	Jul	Aug	Sep	Oct	Nov	Dec	2018
Calls for Service	23	23	25	21	39	42	39	48	19	25	21	23	348
Municipal Bylaw – Other	3	3	4	1	3	7	4	6	0	2	0	0	33
Bylaw Parking Offences	3	1	1	0	0	0	5	2	2	1	2	0	17
Items Lost and Found	2	2	1	1	1	3	0	3	2	3	3	1	22
Bylaw – Traffic	0	0	0	0	0	0	0	0	0	0	0	0	0
Provincial Moving/Non-Moving	6	5	5	4	7	1	7	8	6	13	12	12	86
Total Notices issued	16	55	12	4	81	174	211	90	5	5	1	1	655



## OPERATIONAL HIGHLIGHTS - COMMUNICATIONS

Communications Operators are essential in emergency services. We have a dedicated group of Nationally Certified Emergency Police and Fire Dispatchers that provide communications and dispatch services to the Taber Police Service and many fire departments located with the MD of Taber.

Our Communications Operators do much more than simply dispatch. They are the first contact the Taber Police has for people making complaints, asking questions, or wanting help 24/7/365. Communications Operators are also responsible for handling complaints from the public, answering Town of Taber emergencies calls, all aspects of data entry and maintenance of police records systems, assisting the police in the laying of charges and creating court packages, etc.

Our Communications Operators are supervised by the Public Safety Communications Manager who reports to the Chief of Police.





# OPERATIONAL HIGHLIGHTS COMMUNICATIONS

911 Communications Center	
Total 911 calls	3090
Total Dispatched Calls	
Taber Fire	264
MD Taber Regional Fire	134
Vauxhall Fire	63
Hays Fire	15
Enchant Fire	15
Grassy Lake Fire	30

These statistics are from data captured from the Taber Police Service records management system, computer-aided dispatch system and manual accounts for 2018.

	Total Calls Answered	Answered within 15 Seconds		Answered Within 40 Seconds		Answered After 40 Seconds		Total Calls Abandoned
		Calls	%	Calls	%	Calls	%	
TPS 1	3090	3047	98.6	3065	99.2	25	0.8	500

NFPA Standards require that **Ninety-five percent** of alarms received on emergency lines shall be answered within 15 seconds, and **Ninety-nine percent** of alarms shall be answered within 40 seconds.



## SCHOOL RESOURCE OFFICER

The Taber School Resource Officer Program has been established in partnership with the Taber Police Service, Horizon School Division, and Holy Spirit School Division. The program provides schools within the community of Taber with a School Resource Officer (SRO) whose sole responsibility is to provide a variety of problem solving resources, provide law enforcement information and advice to students, parents and staff, and provide a positive police presence within each school. The program focuses on building positive relationships between police and members of the school community. The Taber School Resource Officer Program was developed to assist the Taber Police Service with its commitment to community-based policing. The daily duties of the SRO include: to provide a visible presence within the schools, focus on building positive interpersonal relationships between the police and individuals within the schools, maintain lines of communication with the school staff, students, parents, the community, and the police, identifying and resolving problems between students, the school staff, and the community. The regular duties of the SRO include, but are not limited to, providing presentations relating to social, legal, police-related subjects, drug trends and prevention, alcohol abuse, impaired driving, social media safety, bullying, and several other topics. The SRO will act as a mentor to many students as well as interact with students in a manner that will foster a positive relationship. The SRO will partner with teachers, counselors, parents and other community social groups when required to conduct risk assessments and threat assessments.

Cst. Nguyen is currently in the position as of September 2018.



# PROFESSIONAL STANDARDS

In 2018 the Taber Police Service received a total of 5 Professional Standards files.

Citizen contacts, which are informal concerns raised by a member of the public, are resolved through discussion and mediation. In 2018, there were 2 citizen contacts that were both resolved informally.

Public complaints may be received from the public or initiated internally and can be criminal/statutory in nature and/or identified as an officer misconduct or complaint against police under the Alberta Police Act.

Allegations that are serious or sensitive in nature are sent to the Solicitor General's Alberta Serious Incident Response Team or the originating agency. We have had no complaints that have been investigated by this team.

POLICE COMPLAINTS	2016	2017	2018
Professional Standards Files	5	6	5
Citizen Contacts	4	4	2
Totals	9	10	7

## DISPOSITIONS

- The 2 citizen contacts were resolved informally
- 1 External Complaint is at the appeal process
- 1 External Complaint resulted in no action
- 1 External Complaint is still under investigation
- 1 External Complaint was sustained in part

## CRIMINAL/STATUTORY COMPLAINTS

- 1 External Complaint was withdrawn





## COMMUNITY INVOLVEMENT

The staff of the Taber Police Service pride themselves in being part of the community of Taber. Being part of the community means being involved, both on and off duty. This commitment to Taber is the backbone of community policing philosophy. We believe that without having this relationship with our community we would not be as effective in solving crime and maintaining Taber as being one of the safest communities in Alberta to call home. The list of examples of what members of the Taber Police Service are involved with is lengthy and ever growing.

### GROUPS WE ARE INVOLVED WITH

- Legion Ceremonies
- Special Olympics Law Enforcement Torch Run (LETR)
- Taber Minor Football
- Taber Rebels Football
- Taber Police Association's Annual Policeman's Ball
- The Veterans Dinner
- Clearview Lodge Dinner
- Apex Youth Awards
- Little Cops Camping
- Notagawa Society
- Wise Owls
- The Coldest Night of the Year
- Taber/Vauxhall Victims Services
- Taber Community Against Drugs
- Taber Community Action and Prevention Society
- Safe Haven: Board Member
- COP Cards
- Crime Stoppers
- Taber and District Soccer Association
- Apex Youth Awards
- Air Cadets
- Speech Judging Contests
- Citizens on Patrol

## COMMUNITY PARTNERSHIPS



Partnerships are essential in providing adequate and effective policing in a community. At the Taber Police Service, we work collaboratively with governmental and community organizations to tackle various community concerns and investigations.

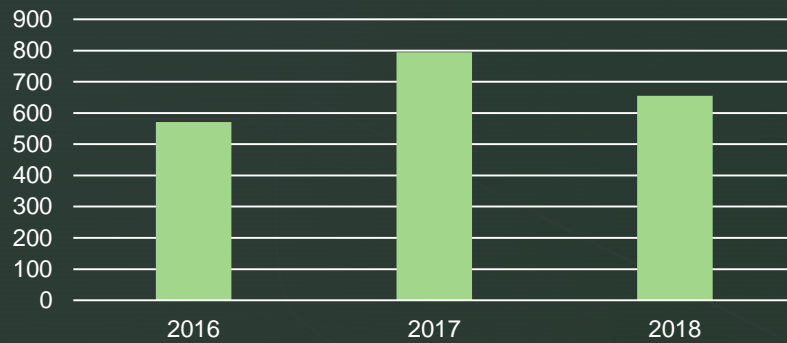
One of the community groups that fosters community involvement and partnerships is the Taber Citizens on Patrol Program (COP). The current Taber Citizens on Patrol Association (COP) consists of 16 active members that play an integral role in assisting the Taber Police Service with crime detection and prevention.

The Taber COP is the only COP Association in Alberta that is attached to a municipal police service. All other COP Associations in Alberta are associated with their local RCMP detachments. This provides a unique opportunity for the members of the Taber COP. Taber COP members participate in community patrols, volunteer events, fundraising and recruitment activities among several other community activities.

Cst. Valgardson is currently assigned the responsibility of working along side the Taber COP Program as the TPS liaison. Cst. Valgardson regularly attends COP meetings where he provides them with training and insight into crime hot spots within the Town of Taber where they can focus their patrols.

# COMMUNITY PARTNERSHIPS

## Total Auxiliary Volunteer Hours



One of the community groups that fosters community involvement and partnerships is the Taber Police Service Auxiliary Officer Program. This program is an opportunity for the Taber Police Service to complement our established member strength. It also allows for positive contact with members of the community. Auxiliary officers participate in police training alongside regular patrol members. The current complement of auxiliary officers are citizens of the Town of Taber who are employed as a teacher at a local Taber school, a trades persons who works within our community, a manager of a financial institution, and a Provincial employee.

Sr. Cst. Dube is currently assigned the responsibility of supervising the auxiliary officer program. This supervision requires the scheduling of shifts, arranging of required training, and equipping these members with the tools and uniform required for their duties.

The 4 TPS auxiliary members completed approximately 655 combined volunteer hours in 2018.




# COMMUNITY INVOLVEMENT








3,010 People Reached 885 Engagements



1,935 People Reached 399 Engagements



# BREAKING NEWS

ip as meth-fuel...  
Boost Post

People Reached Engagements

## SOCIAL MEDIA

Social media is an effective way to spread messages quickly throughout our community when the time arises. Messages pertaining to high-profile incidents, public safety concerns or community involvement activities are regularly posted to keep the public informed of our actions.

<b>TPS Facebook Activity</b>	<b>2017 (JUN 1 – NOV 30)</b>	<b>2018</b>
<b>Total users reached</b>	262,381	303,420
<b>Total combined likes</b>	6,068	11,541
<b>Total followers gained</b>	338	464
<b>Total posts</b>	53	98

# TABER POLICE SERVICE ANNUAL REPORT

For information regarding this report, please contact  
the Chief of Police at (403)223-8991 or at  
[gabela@taberpolice.ca](mailto:gabela@taberpolice.ca)





## Taber Municipal Police Commission Request for Decision

**Meeting Date:** April 17, 2019

**Subject:**  
Crime Analysis 2018

**Recommendation:**

The Taber Municipal Police Commission accepts the 2018 Crime Analysis report authored by Sr. Cst. Gyepesi and Arlene Wong for information purposes.

**Background:**

The 2018 Crime Analysis Report is provided for Commission information. In most cases, this communication is provided simply as information to the Commission and no comment is needed. In some cases, though, the Commission may wish to seek clarification on the matter from its administration or from the originator of the communication, or even to challenge the matter through Commission discussion. Placing the communication on the Commission's agenda allows these opportunities.

This report meets the requirements of the Alberta Policing Standards.

**Legislation / Authority:**

The Police Act, Section 32(1)

**Strategic Plan Alignment:**

Community Safety Priorities

There are three areas where community safety is a priority

- Public: the public deserve to feel safe in their homes and in the community.
- Property: people should feel confident that their property is safe and secure from vandalism and theft
- Police: police officers should be well trained and equipped to reasonably respond to threats against their person or those in community who chose to harm others or themselves.



**Financial Implication:**

N/A

**Service Level / Staff Resource Implication:**

None

**Justification:**

To keep the Commission informed of departmental happenings.

**Alternative(s):**

The Commission could seek clarification on any of the matters from Administration or the Chief.

Attachment(s): Crime Analysis 2018

**APPROVALS:**

**Originated By:**

Graham Abela

**Chief Administrative Officer (CAO) or Designate:** \_\_\_\_\_



**Crime Analysis**

**Taber Police Service**

**2018**

**By: Senior Constable Dave Gyepesi, Executive Officer,**

**and**

**Arlene Wong, Administrative Assistant**



## INTRODUCTION

As a means of providing the context for this crime analyses, a brief overview of the Town of Taber and the Taber Police is provided below. As Taber is growing slowly, the context and makeup of the community does not frequently change and, as a result, provides an excellent base from which to conduct crime analysis.

The Taber Police Service has served the Town of Taber as its police service since 1904. The Town of Taber is situated geographically 52 kilometers east of Lethbridge, Alberta and 100 kilometers north of the Montana Alberta border. Taber acts as a regional hub for the residents within the M.D. of Taber, however, Taber itself has a population of approximately 8400 people according to the 2016 Statistics Canada census.

The Taber Police Service is an organization which is governed by the Taber Municipal Police Commission. The Police Act (2000) states that a police commission shall,

“Oversee the police service and for that purpose shall do the following:

- A) allocate funds that are provided by the council;
- B) establish policies providing for the efficient and effective policing;
- C) issue instructions, as necessary, to the chief of police in respect to the policies referred to in clause (b);
- D) ensure that sufficient persons are employed for the police service for the purpose of carrying out the functions of the police service.” (p.22)

The Taber Police has three core functions, the provision of policing services, regional E911 communications that receives calls for service from the citizenry and dispatches police and fire, and forwards ambulance calls to the Alberta Health Services Southern Communication Centre based out of Calgary. Taber Police Service Communications Operators responsibilities do not end with the dispatch function. Their responsibilities also include administrative support of Taber Police members through the preparation of court disclosure packages, file creation and release document preparation to name a few. The function of bylaw enforcement within the Taber Police Service falls within the mandate of the Community Standards Unit (CSU). The CSU is made up of one full-time Police Constable and two full-time summer students who are dedicated to enforce the various Town of Taber Bylaws, as well as offences under the Traffic Safety Act. As of 2018, the authorized strength of the Taber Police Service is 15 police officers. The Province of Alberta funds one of these police officer positions. There are currently 4 Auxiliary Police officers, 4 full-time and 3 part-time Communication Operators, 1 Public Security Communication Manager, 1 administrative support position, 4 part-time casual prisoner guards and a large volunteer complement.

“Analysis is necessary to understand the scope of a problem and to be certain the problem is actually a problem. Sometimes crime and public disorder issues are public perception or a misinterpretation or under-analysis of statistics and do not exist in reality. Some problems, which are not so noticeable, are actually severe and have a strong negative impact on the community.” (Osborne, D. 2001. p. 23). This quote speaks to the importance of conducting regular statistical analysis of crime in order to confirm or refute whether issues exist concerning crime in a particular area. The Alberta police standards

require that each police service conduct a yearly crime analysis. 2018 marks the twelfth year that the Taber Police Service is conducting a yearly crime analysis. Although our budget does not allow for much movement in relation to specialty investigations or the strategic deployment of personnel, this exercise will allow us to advise our stakeholders of current crime trends observed within the Town of Taber and allow us to intelligently deploy our resources. It should also be noted that the Taber Police Service executive closely watches for trends of criminal activity that may be occurring within our community. These trends are examined in our police reports to the Commission. Our small size allows us to be fluid and adaptable to community concerns and, as such, the utilization of crime analyses, from a purely statistical and academic point of view, has less efficacy than crime analyses within a larger police service that have more resources available to be deployed to address any identified issues.

## **RESEARCH METHODS**

In order to gather the data used in this analysis an anecdotal review of the crime stats reported to Statistics Canada through the Police Reporting and Occurrence System (PROS) was conducted. In each case, the reports of crime were tallied and have been displayed both numerically and by chart. We utilized a 5-year window and gathered the data through manual searches of the databases. The date range for the data commenced January 1 of the given year and was terminated December 31 of that same year. The total reports of crime were tabulated and were compared against the previous years' numbers. As with all data, there is much speculation as to whether or not reports of crime are a determinant of actual crime within a given community. Although not infallible, we

believe that given the time period specified and the scrutiny that is involved with inputting the data into our records management systems that, although we can't ensure accuracy, we believe the results are an actual reflection of the occurrences of reported crime within our community and, as such, can be used as a means of making educated guesses to help improve upon policing practices within our community.

## **RESULTS**

The reports of crime can be broken down into five categories; offences against the person, property offences, other criminal code offences, drug offences and provincial acts. All information gathered from this report can be found in the data obtained from the following table:

	<u>2014</u>	<u>2015</u>	<u>2016</u>	<u>2017</u>	<u>2018</u>	<u>% Of Difference 2017 to 2018</u>
<b>OFFENCES AGAINST PERSONS</b>						
HOMICIDE						
Attempted Murder	0	0	1	0	0	0%
Murder	1	0	0	0	0	0%
TOTAL HOMICIDE	1	0	1	0	0	0%
ROBBERY	0	2	0	0	3	300%
ASSAULTS						
Sexual Assault	17	9	19	13	10	-23%
Assault (Level 1)	75	73	77	71	70	-1%
Assault Weap/Bodyhrm	6	4	13	9	20	122%
Aggravated Assault	2	2	3	5	3	-40%
Assault on Police	2	3	5	7	8	14%
TOTAL ASSAULTS	102	91	117	105	107	2%
KIDNAPPING / HOSTAGE / ABDUCTIONS	4	1	4	4	3	-25%
<b>TOTAL OFFENCES AGAINST PERSONS</b>	106	94	122	109	113	4%
<b>PROPERTY OFFENCES</b>						
BREAK AND ENTER	31	22	46	49	32	-35%
THEFTS OF MOTOR VEHICLES	21	22	22	23	24	4%
THEFTS OVER \$5000	9	3	5	8	9	13%
THEFTS UNDER \$5000	175	141	178	222	185	-17%
POSSESSION OF STOLEN PROPERTY	15	14	20	33	22	-33%
FRAUDS	59	56	49	49	37	-24%
<b>TOTAL PROPERTY OFFENCES</b>	310	258	320	384	309	-20%

	<u>2014</u>	<u>2015</u>	<u>2016</u>	<u>2017</u>	<u>2018</u>	<u>% Of Difference 2017 to 2018</u>
<b>OTHER CRIMINAL CODE</b>						
PROPERTY DAMAGE	168	161	145	129	133	3%
DISTURB THE PEACE	128	109	96	123	167	36%
CRIMINAL HARASSMENT	26	17	16	10	25	150%
UTTERING THREATS	67	58	73	69	65	-6%
BREACH OF PROBATION/BAIL VIOLATION	113	131	132	138	165	20%
IMPAIRED OPERATION	66	47	59	48	51	6%
<b>TOTAL OTHER CRIMINAL CODE OFFENCES</b>	<b>568</b>	<b>523</b>	<b>521</b>	<b>517</b>	<b>606</b>	<b>17%</b>

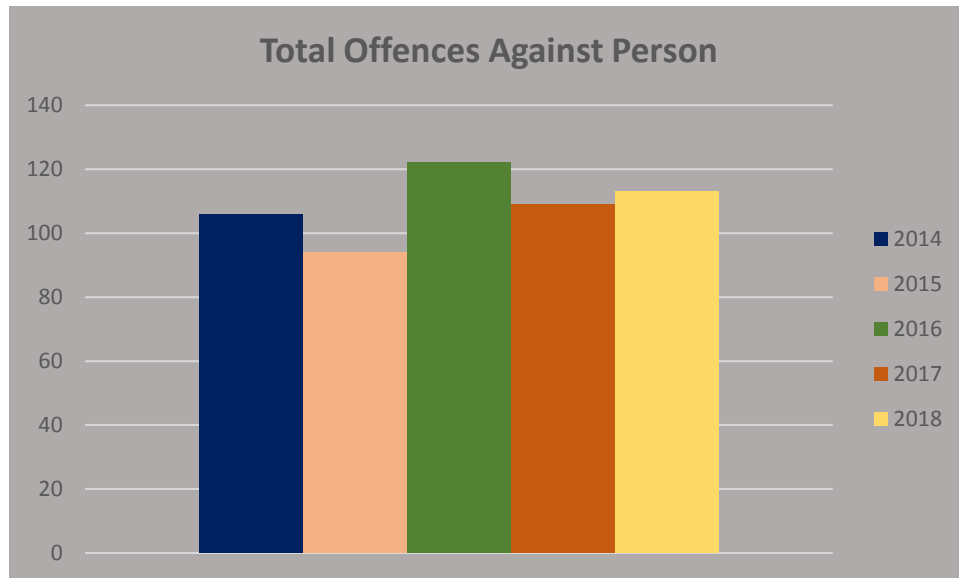
### **DRUG OFFENCES**

COCAINE POSSESSION	4	6	6	1	10	900%
COCAINE TRAFFICKING	9	14	16	3	5	67%
METHAMPHETAMINE POSSESSION	0	0	0	1	11	1000%
METHAMPHETAMINE TRAFFICKING	0	0	0	0	1	100%
OPIOD POSSESSION	0	0	0	0	1	100%
PRODUCTION OF MARIHUANA	1	0	6	0	0	0%
MARIHUANA POSSESSION OVER 30g	1	1	3	0	2	100%
MARIHUANA POSSESSION UNDER 30g	33	41	28	14	24	71%
MARIHUANA TRAFFICKING UNDER 3 kg	6	9	6	1	3	200%
OTHER	6	4	11	5	8	60%
<b>TOTAL DRUG OFFENCES</b>	<b>59</b>	<b>75</b>	<b>75</b>	<b>25</b>	<b>65</b>	<b>160%</b>

	<u>2014</u>	<u>2015</u>	<u>2016</u>	<u>2017</u>	<u>2018</u>	<u>% Of Difference 2017 to 2018</u>
<b>PROVINCIAL ACTS</b>						
CHILD WELFARE	20	10	10	14	15	7%
LIQUOR ACT	140	152	138	122	134	10%
MENTAL HEALTH ACT	75	64	82	73	111	52%
OTHER PROVINCIAL STATS	2247	2214	1855	2155	2007	-7%
COLLISIONS	150	134	126	143	148	3%
MUNICIPAL BYLAWS	444	449	367	532	501	-6%
<b>TOTAL PROVINCIAL ACTS</b>	3076	3023	2578	3039	2916	-4%

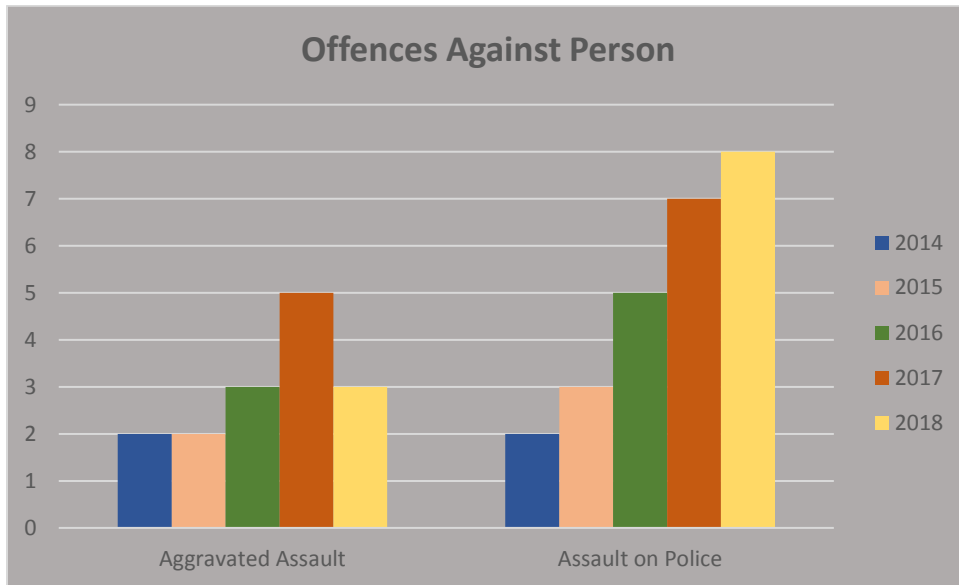
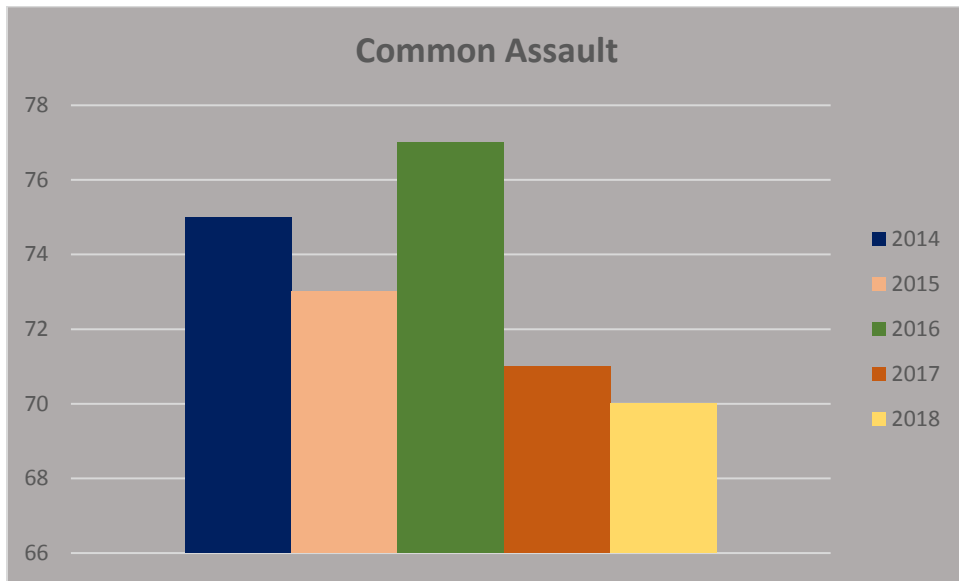
## OFFENCES AGAINST PERSON

The Offences against Persons category of crime relates to all reported incidents of crime that directly involve a person as a victim of the crime. Some examples are, but not limited to, assaults on police, assaults, sexual assault, abductions, etc.



Overall, the 2018 crime analysis determined there was a 4% increase in the total combined Offences Against Persons crime rate, which elevated from 109 reports in 2017 to 113 in 2018. This means that if you lived in Taber in 2018, there was a 1.3 % chance of you being the victim of an offence against person. Percentage wise there is a miniscule change from what was reported in 2017, with the number increasing by .04%. These numbers are based off of the 2015 census where it was reported that the Town of Taber had a population of 8380. It is likely that the population numbers have increased since that time. This indicates that the percentage would be actually lower and would be even more reflective of the safety of Taber as a community.

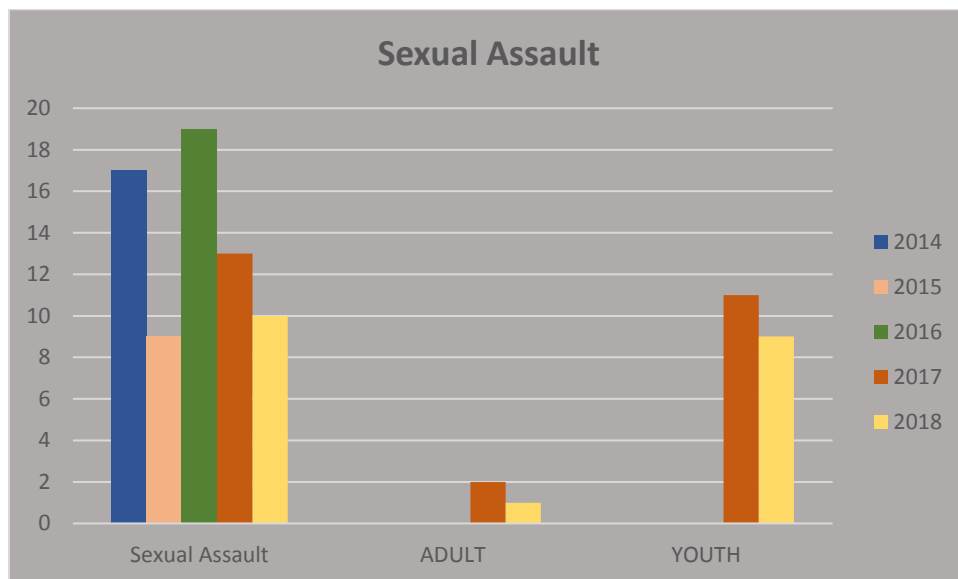




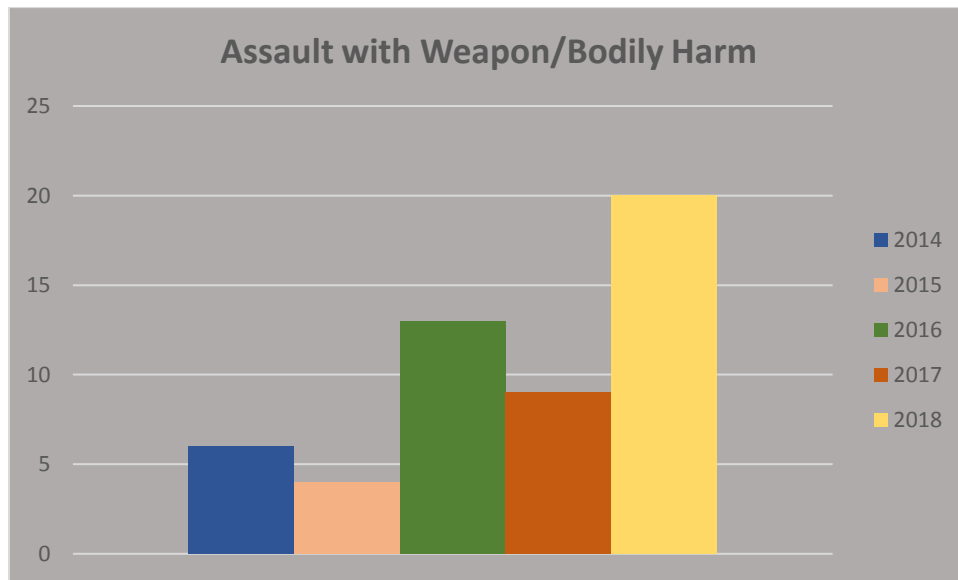
By comparing the categories it is clear that they are close in numbers. There is a slight increase in the Assault on Police area with 8 occurrences reported in 2018 as compared to 7 in 2017. The categories of Common Assault and Assault on Police only

varied by one in each of the categories with assaults down by 1 unit and Assault on Police up 1 unit. A trend is noted with the Assault on Police category with the numbers rising for a 5<sup>th</sup> consecutive year. Comparatively in 2014, 2 Assault on Police incidences were reported where in 2018, 8 were reported. In a five year period there has been an increase of 75%. The 2018 numbers display the highest number of reported assaults on police since the inception of the collection of these statistics.

The overall number of reported offences that are included in the Offences against Person category decreased in 4 of the 9 offence types. As a whole, all the Offences Against Persons categories were up 4% from last year. The 3 offences with increases were assaults on police, robbery, and assault with a weapon/bodily harm. The remaining 2 of 9 offence types that saw no change were in the homicide category with 0 attempted murders or murders reported. The category of note was the robbery category which showed a 300% increase. This was from 3 reported occurrences compared to 0 in 2017. Of those reports 1 was unfounded, two were actual, and one was unsolved.



Of note, in 2018 the number of reports that the Taber Police Service received regarding sexual offences decreased significantly. In 2016 the Taber Police Service saw its highest level, since the inception of the yearly crime analysis, of reported sexual offences at 19 reports. In 2018 the Taber Police Service saw a 23% decrease in reported sexual offences, which was a decrease from 13 reports to 10 reports. In 2018, of the 10 reports, 5 resulted in formal charges being laid, 4 were determined to be unfounded, and 1 report remains under investigation. There were several occurrences, not listed in the 10 reports where the Taber Police acted as an assisting agency and where the occurrence did not occur in the Town of Taber. An examination was conducted into the unfounded reports of sexual offences. The examination determined that all four reports resulted in police not being able to identify any evidence of a sexual offence occurring.

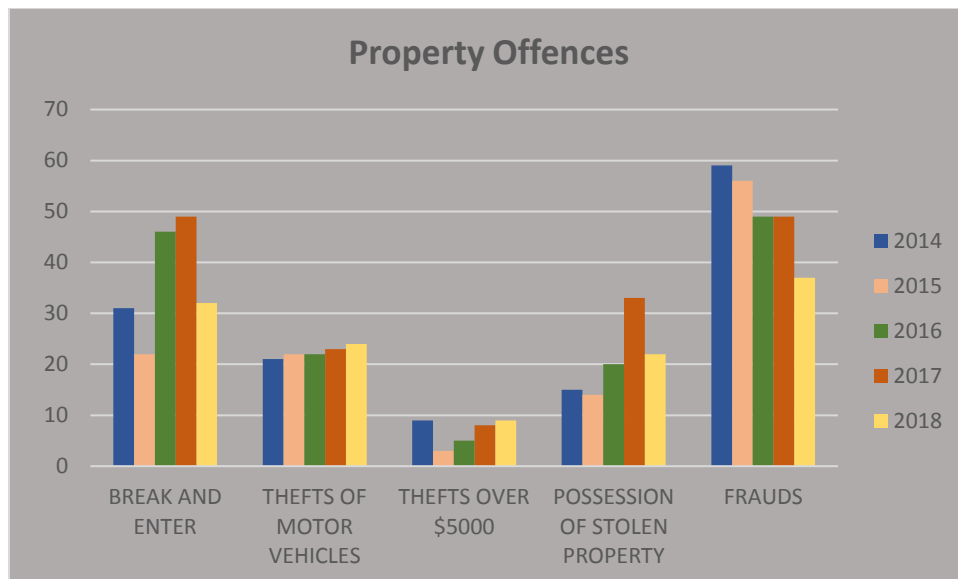


2018 saw a 122% increase (20 reports in 2018 to 9 reports in 2017) in the number of reported assaults with a weapon/causing bodily harm compared to the previous year's numbers. These 2018 numbers are the highest in this category since 2013. Of the 20 reports, 3 were unfounded and 8 were cleared by charge. The remainder of the occurrences were cleared as there was not enough evidence to proceed, or in 3 of the instances they were School Resource Officer investigations where other remedies were utilized. Although the numbers were elevated for 2018 in terms of occurrences, offences where an individual was charged were only up 3 from 2017.

After two consecutive years that observed increases the reports of aggravated assaults in 2018 revealed a 40% decrease. This is in sharp contrast to the period between 2015 and 2017 where there was a 250% increase in the number of reported aggravated assaults. These high increases or decreases are mainly due to the low numbers of actual occurrences. A small swing either way will cause a higher percentage number. Charges of aggravated assault were laid against the accused in all 3 of the 3 reports that were investigated by the Taber Police Service. In 1 of the 3 occurrences where charges were laid, the accused, the domestic partner of the victim, was the perpetrator of the assault.

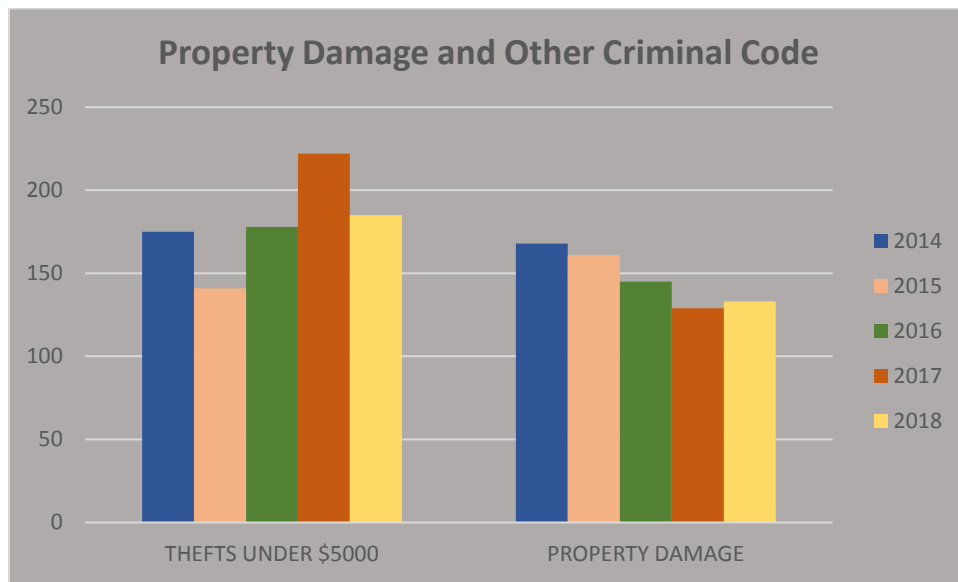
## PROPERTY OFFENCES

Property Offences can be described as crimes where an item of value belonging to someone else is the subject of an offence. Examples of property offences include theft, possession of stolen property, break and enter, frauds, etc.



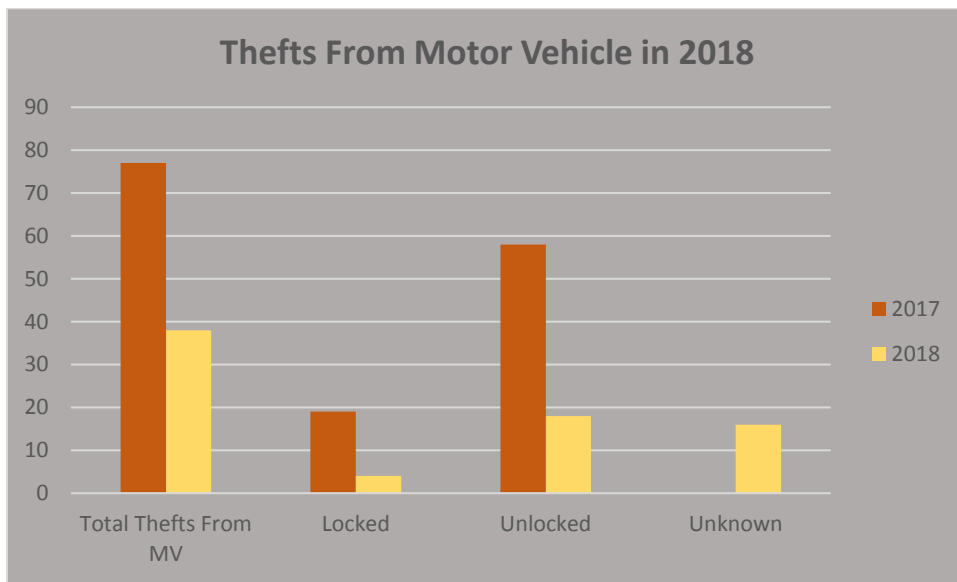
There was an overall 20% decrease in Property Offences in 2018, which followed a 20% increase in 2017. The previous two year period represented a 49% increase in Property Offences. This year marks the first year in a three year period where this offence category has observed a decline in numbers. There were 320 property related offences reported in 2016, 384 reports in 2017 and 309 reports in 2018. Increasing reports of Property Offences are a common trend being observed throughout Canada over the last several years. Since 2014, Stats Canada reported national yearly increases in property crime related offences. Referring to the national crime statistics for 2017

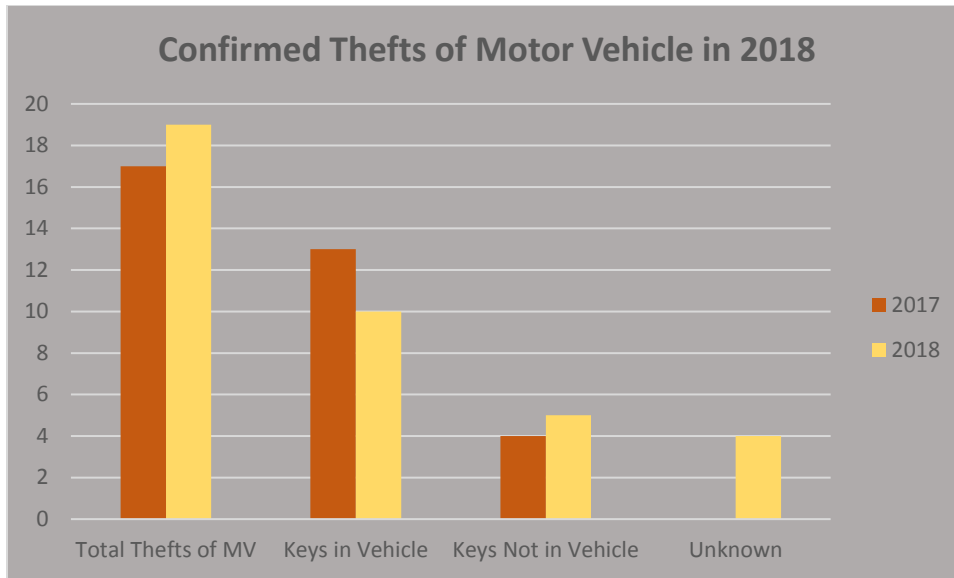
property crime in general was at a 3% increase in Alberta. It is likely that the 2018 numbers are an anomaly and this could mean a potential rise in this area throughout the 2019 year. An example of this rise can be seen in the theft of motor vehicle category which saw a 4% increase, and in the theft over \$5000 category which reported a 13% increase. Further to this, by taking a snapshot of the Possession of Property less than \$5000 category, many of the investigations recovered property that has not been reunited with the owner. This leads to a speculation that there is many unreported theft complaints possibly from our jurisdiction.



The Taber Police Service only observed increases in 2 of 6 of the Property Offence categories. The largest increase in the Property Offence category related to the theft over \$5000 category which saw an increase from 8 reports to 9 (13%). The next highest increase was observed with thefts of motor vehicles, which rose from 23 reports in 2017 to 24 (4%) in 2018. Thefts under \$5,000 decreased from 222 reports in 2017 to 185 reports in 2018 (17%). A similar decrease was seen in the Break and Enter category

where a 35% decrease was seen with 32 occurrences reported in 2018 compared to 49 in 2017. Of the total 32 reported break and enters, 10 were to businesses, 14 were to residences, 7 occurred to other structures such as unattached garages construction sites or sheds, and the last 1 report was regarding individuals being unlawfully in a dwelling house. Statistics Canada crime statistics for 2017 show a national average increase of 6% in theft of motor vehicle offences which is similar to the reported 4% increase shown in 2018 in Taber. A national decline was also noted in break and enter offences (2%), however, that is substantially less than the 35% decrease reported in Taber.





A review was conducted of all reported Property Offences involving vehicles and several observations were made that may indicate that the implementation of preventative measures could drastically decrease the reported number of thefts from ever occurring. This review confirmed that 15 of the 19 reported theft of vehicles involved the confirmation of an actual theft of vehicle occurring. Of these 15 confirmed vehicle thefts, 66% (10 of 15 reports) involved thefts where the keys were left in the vehicle prior to the theft occurring. Thefts from motor vehicles accounted for 21% (39 of 185) of all reports of thefts under \$5,000. Of the 38 reports of thefts from motor vehicles, 22 involved items being stolen from the interior of unattended vehicles. Of that 22, 18 were determined to have been unlocked. In 16 other instances it was unsure if the vehicle was locked and/or items were stolen from the exterior of the vehicle which would make it N/A. These statistics confirm that removing keys from vehicles and ensuring that doors are locked when vehicles are left unattended would likely decrease the number of reportable thefts within these categories.



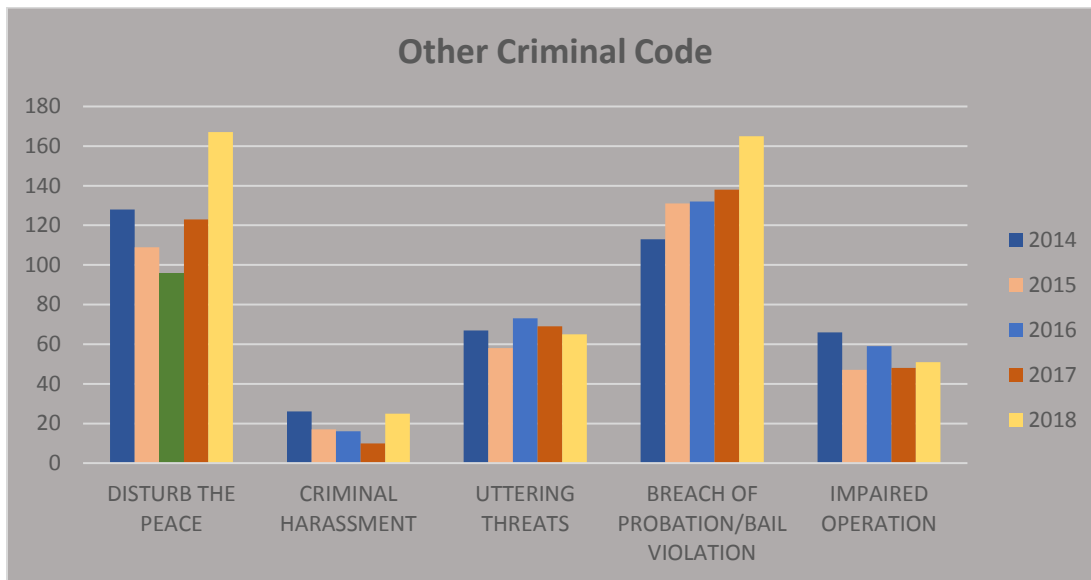
The number of property crimes occurring in the Town of Taber may actually be higher than reported as Statistics Canada in the 2014 national survey titled, Criminal Victimization in Canada, 2014, conducted research that indicates only 34% of Albertans reported being victimized to police.

Another factor to consider when attempting to determine the cause of increased property offences is to evaluate the other social issues that may contributing to the increase. In other communities in the area there has been a direct correlation made between an increase of property type offences and higher drug offence numbers. The numbers shown in the Town of Taber seem to be somewhat of an anomaly and it is more than likely that this will not be the case next year. This being said, the lower numbers could be a result of the continued efforts of the police members and the proactivity shown in patrol and community involvement. Community-involved, 24/7 policing will be key for the future to ensure proactive measures for expected increased crime numbers.

It should be mentioned that in the first two and a half months of 2019 the Taber Police Service has received methamphetamine occurrences on 5 separate occasions. Of these 5 occurrences, 2 involved drug charges being laid. In 4 out of the 5 occurrences the subjects of complaint are against individuals who were involved in transient criminality. The 2 individuals charged were initially arrested for property related offences or they had outstanding warrants and then they were subsequently found in possession of methamphetamine and drug paraphernalia. Based on these numbers it appears that the rise in methamphetamine use will likely continue and that there is a correlation between transient criminality, property offences and drug use.

## OTHER CRIMINAL CODE

Although not all encompassing, the offence description of other criminal code refers to offences that do not fall into the categories of offences against person, drug or property offences. Examples of these types of offences are disturbing the peace, criminal harassment, uttering threats, breach of probation, impaired driving, etc.



2018 saw an increase percentage-wise in this crime category (+17%). There was an overall increase in reports of Other Criminal Code offences from 517 reports in 2017 to 606 reports in 2018. Occurrences relating to breaches of probation and bail violations saw an increase from 138 reports in 2017 to 165 reports in 2018 (20%). The only offence type included in this category to see a decrease was the uttering threats category which saw a 6% decrease from 69 in 2017 to 65 reports in 2018.

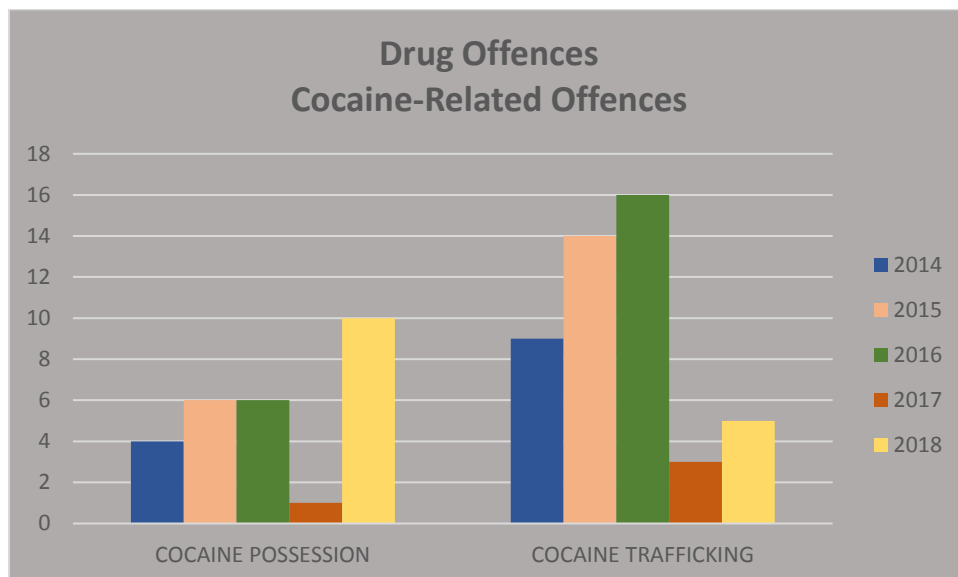
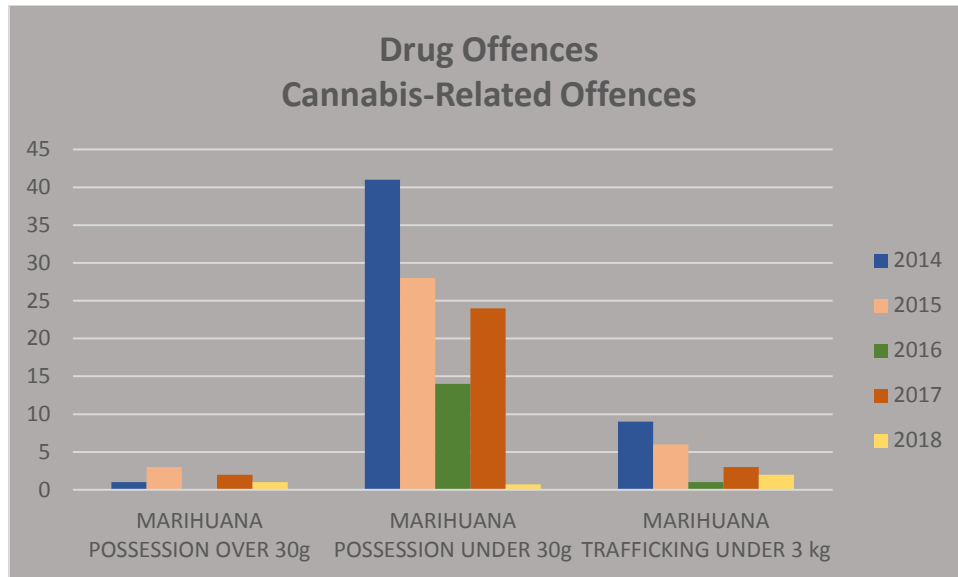
The remaining 4 offence types within the Other Criminal Code category all saw between 3% and 150% increases in reports. The largest increase of the 4 was observed with reports of criminal harassment which saw a 150% decrease from 25 reports in 2017 to 25 reports in 2018. Disturbing the Peace saw the next highest increase at 36%, which translates to an increase from 123 reports in 2017 to 167 in 2018. The 48 reports in 2017 were similar to 45 reports that were recorded in 2013. Of the 167 reports, 10 were determined to be unfounded or unsubstantiated and 157 were actual.

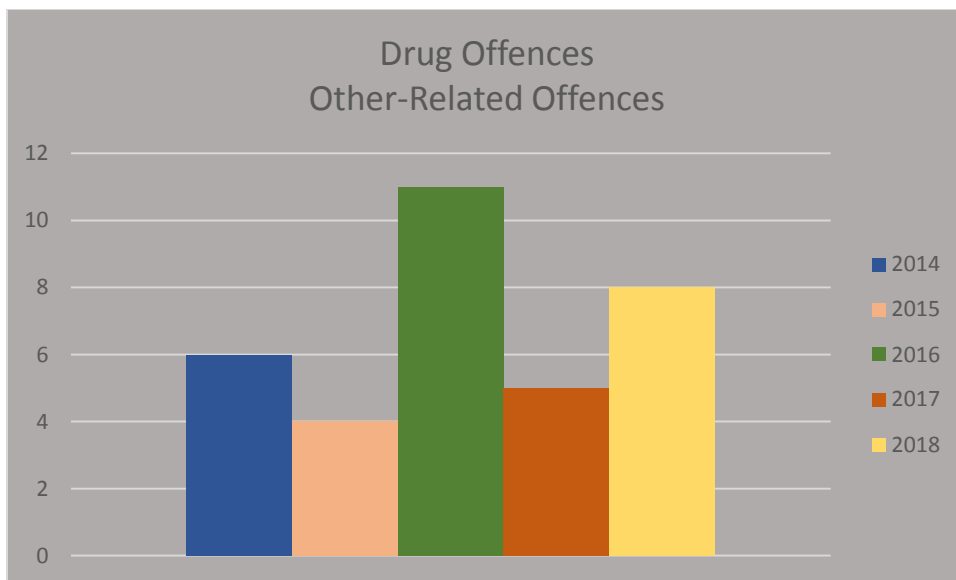
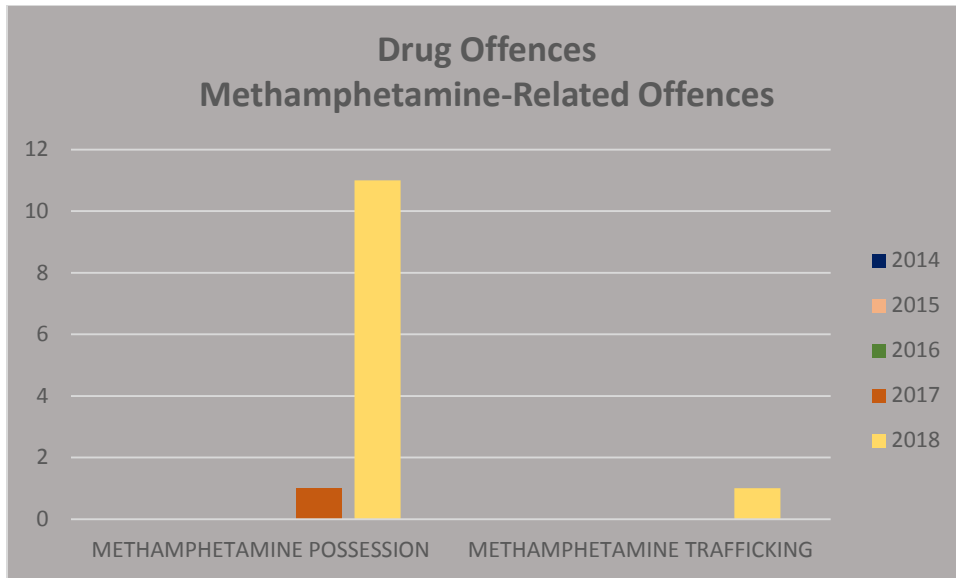
Impaired driving statistics presented a slight increase with 51 occurrences reported in 2018 compared to 48 in 2017. Out of the 51, 42 were actual with 9 being unfounded. A total of 22 charges and 12 roadside alcohol related suspensions were issued.

Reports of property damage in 2018 saw an increase of 3%. A total of 133 occurrences were reported in 2018 compared to 129 in 2017. Although this is a slight increase this is the second lowest number in the past five years. This can likely be attributed to low rates of youth crime in our community. An example of this can be seen in the charges laid by our service on youth in 2018. Out of 143 youth charges laid only 7 of them are criminal code charges, 2 CDSA charges, and the rest are provincial act violations.

## DRUG OFFENCES

Drug offences are those crimes reported that involve contraventions of the Controlled Drugs and Substances Act. Examples of crimes that are included within this category are possession and trafficking of all illegal drugs and production of illegal drugs.





Total drug offences reported to, or investigated by, the Taber Police Service saw an overall increase of 160% in 2018 as compared to 2017. This increase was reflected in 45 more reports received in 2018 compared to 2017. Every offence type within this category saw increases, with the exception of the production of marihuana. Possession of

methamphetamine saw one report in 2017. This offence type was added in 2017 following the Taber Police Service noting an increase in reports of methamphetamine possession that had never previously been observed within the Town of Taber. In 2018 the alarming statistic is in this category. A 1000% increase has been noted with 11 occurrences reported that involve Methamphetamines. As forecasted in 2017, the trend in southern Alberta has come to the town of Taber. Factors such as the implementation of the supervised consumption site in Lethbridge in February of 2018, and the trend of travelling criminality has been felt in our community. As shown by recent intelligence, many of the transient drug users that are now living or frequenting our community, or have ties to our community, have connections to Lethbridge and Calgary. The very transient nature of the individuals involved in the use of illegal drugs causes concern from a policing perspective. Statistics Canada has shown a steady increase in drug occurrences involving heroin, methamphetamines, ecstasy and other CDSA since 2014. This is in line with our massive increase in 2017 in these categories. According to the Stats Canada 2017 crime stats report, cannabis and cocaine related offences has declined for the fifth straight year. In the report Allen advises, “in contrast, the combined rate of possession, trafficking, production and importation or exportation of drugs other than cannabis and cocaine has been increasing since 2010. Between 2016-2017 the most notable increases were reported for possession (+13%) and trafficking, production or importation/exportation (+11%) of methamphetamines or ecstasy.” (p.26).

This year’s total reports of Drug Offences is the highest reported number since 2016. There was increases shown in every category, except for the Production of Marihuana category which was at 0 occurrences. As discussed earlier, the largest increase was noted in the Methamphetamines possession. A close second was the category of

cocaine possession which showed a 900% increase. Although the numbers of the two occurrences combined only total 21 in 2018, it is up drastically from the 2 total occurrences in 2017. This is an alarming rate of increase. Increases were also noted in the “trafficking” categories. Cocaine trafficking had 5 occurrences in 2018 as compared to 3 in 2017. The category of methamphetamine trafficking had one occurrence which is the first since the statistics were compiled for this category. One of the interesting fields in the drug categories is that of Marihuana offences. In the possession under 30g there was a 71% increase from 2017 with 24 occurrences in 2018 as compared to 14 in 2017. There were also 2 occurrences of possession over 30g in 2018 compared to 0 in 2017. Some of these categories will be altered for 2019 with the legalization of Marihuana on October 17, 2018. The last offence type in the Drug Offences category is classified as “other controlled substances”. This offence type includes opiates, prescription medications, ecstasy and other illicit substances including, but not limited to, Cannabis derivatives not including Marihuana and Resin, for example Psilocybin. This category saw 8 reports in 2018, which is up from the 5 reports in the previous year. Of these 8 reports, 3 involved prescription medications of various types and 2 involved possession of Ecstasy. The other 3 were unsubstantiated trafficking reports. The 2018 number recorded for this offence type is the second highest number reported within the last 5 years.

As mentioned in the Property Offences section of this document, methamphetamine (meth) usage has surfaced amongst Taber’s illicit drug users. Until late 2017, meth usage in Taber had been relatively non-existent. This increasing meth use in Taber can be explained as this same trend has been observed across the province. Meth has recently become the drug of choice among illicit drug users within those

communities. As reported in the ALERT 2017-2018 annual report, methamphetamines accounted for the majority of drugs seized in Alberta with just under 4 million dollars' worth of the drug seized out of a total drug seizures worth 9.95 million dollars.

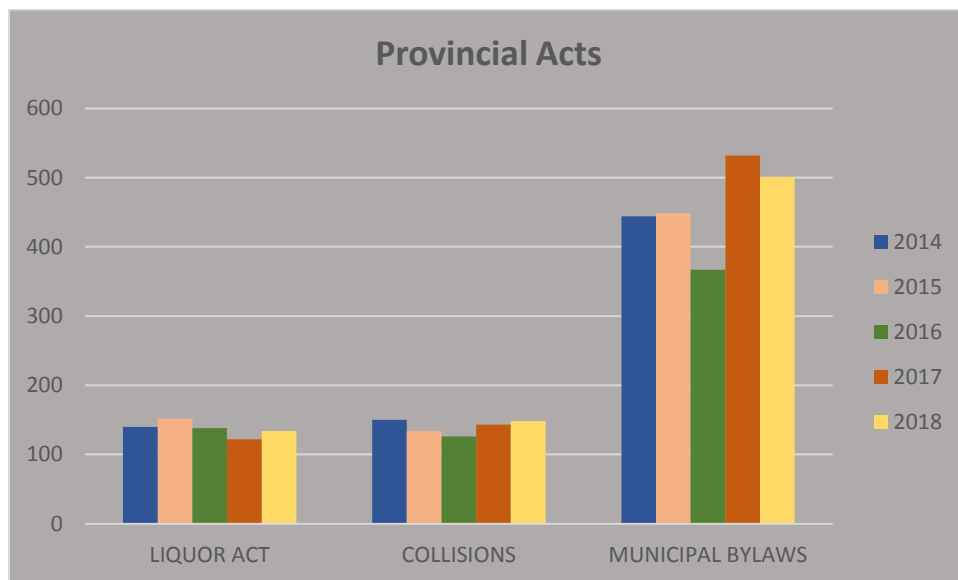
From a forecasting perspective, a major concern is the use amongst youth in Alberta. Todd reported, "the number of young people seeking treatment for meth additions in Alberta has nearly doubled since 2012 according to statistics from Alberta Health Services. In the 2016-2017 fiscal year, 690 Albertans under 18 said they had used the drug in the past five years, compared to 373 in 2012-2013. (pg.1). A continued focus on drug education community partnerships, particularly the work of the school resource officer, will be an important tool to assist in this issue. This is in line with using intelligence based policing principles to deal with this alarming issue. Carter writes, "new dimensions of ILP (Intelligence Led Policing) depend on strong community relationships. Crime will continue to be a critical responsibility for the police as will the need for community support. ." (p.319). As drug use escalates, the need for social supports will increase. From addictions, mental health and victim services all will see increases in service requests. From a policing perspective, it is imperative to continue enforcement and investigations regarding these individuals. The continuation of intelligence gathering, source cultivation and aggressive police work will be an important part of the entire body of work that will be required to help combat this issue.

## **PROVINCIAL ACTS**

Provincial Acts can be described as the numerous laws enforced by police that are enacted through an Act of the Provincial Legislature of Alberta. Although there are



hundreds of these Acts, this report will deal with reports of crime under The Child Youth Enhancement Act, The Gaming and Liquor Act, The Gaming and Liquor Regulation, and The Mental Health Act. Other Provincial Statutes, Traffic Collisions and Municipal Bylaws are also measured in this section. Although not criminal complaints, a large proportion of police resources are dedicated to the enforcement and investigation of Provincial Acts.



This crime category saw a decrease in occurrences as to what it observed in 2017. The 2018 numbers indicated that there was an overall decrease of 4% in the number of reports to the Taber Police Service concerning Provincial Acts. Percentage increases/decreases within this category range between -7% and 52%. The largest increase was with reports of Mental Health Act incidences, which rose from 73 reports in 2017 to 111 reports in 2018. This is a concerning area throughout the policing world. An example from the Calgary Police Service fourth quarter report 2018 revealed a 4.8%

increase in mental health concerns from 2017-2018. This will be an ongoing area of concern and it has taken a community approach to react properly to these types of incidences. A positive working relationship has been developed with the local hospital to best suit the needs of the person(s) in need. The increase in mental illness occurrences could be attributed to an increased awareness of the people who harbor the mental illness. In a progress report created by the Bell Let's Talk group, it presented that in 2015 81% of those surveyed were more aware of mental health issues as compared to five years ago. This could lead to people attempting to seek help or call the police to check on someone due to the awareness of these issues.

The next highest increase was seen in the liquor act area with a 10% increase. This was from 134 occurrences in 2018 up from 122 in 2017. The most likely explanation for the increase is the proactivity of the Taber Police members.

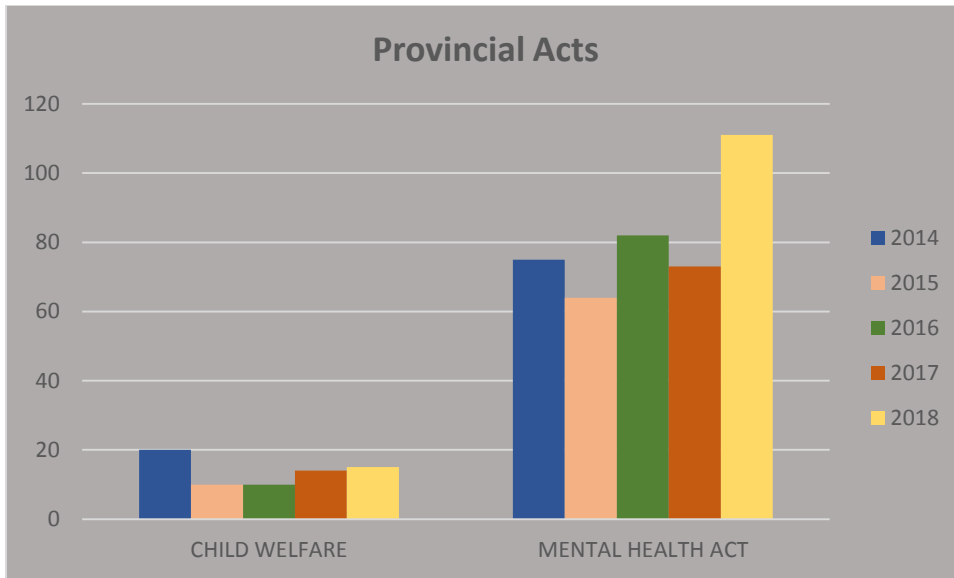
The numbers for the municipal bylaw occurrences dropped slightly in 2018 to 501 occurrences as compared to 532 in 2017. The major increase in this field was seen between 2016 and 2017 as a result of the March 2017 appointment of the Taber Police Service full-time Community Standards Officer (CSO). The CSO's mandate includes the responsibility of investigating community standards and provincial traffic offences that occur within the Town of Taber. The decrease observed within this offence category more than likely is a result of the proactive enforcement and public education conducted by the CSO and the Community Standards Unit, which they manage.

Another area of increase was with reports of child welfare occurrences which saw a 7% increase. This was from the 14 reports in 2017 to the 15 reports in 2018. After evaluating each child welfare report it was determined that there were 11 occurrences where a citizen and/or child and family services (CFS) made reports to the police. 2

reports came in anonymously about living conditions for a child which was passed onto CFS by the police. Each report made to the Taber Police Service of a child welfare nature is shared with the Taber CFS office. This practice ensures that CFS is apprised of all police involvement with child welfare matters involving children who reside within the Town of Taber. This allows CFS to take an informed approach regarding and required follow-up to any police investigation that may be required on their end to fulfill their mandates and responsibilities. This goes to show that South Country Child and Family Services continues to be an important stakeholder/partner of the Taber Police Service in ensuring the safety of the children within our community.

The other offence type within the Provincial Acts category with a decrease in 2018 were other provincial stats (-7%). The offence type within this category titled Other Provincial Stats is made up of 13 offences listed under the Traffic Safety Act. Some of these offences are moving traffic violations, fail to stop or remain at an accident scene, and motor vehicle insurance coverage violations, to name a few. Of the 2007 reports of offences that are included in the Other Provincial Stats section, 1776 resulted in charges being laid; and this is a decrease over the 1899 charges that were laid in 2017. Collisions saw a rise between 2017 and 2018 as they rose from 143 reports to 148 (3%). This 3% increase a 16% increase from 2016-2017.

Out of the 6 categories in this area 4 indicated increases. Although two only had minor decreases, these low percentage decreases accounted for the overall provincial acts showing a decrease of 4%. This is due to the sheer volume of occurrences in these two subtypes. Other Provincial and Municipal Bylaws had 2508 combined occurrences while the other 4 subtypes had 408 combined.



## CONCLUSION

In an ever changing climate the Taber Police Service can use these crime analysis statistics to assist in an educated response to various criminal issues within our community. A snapshot of the issues of concern are reviewed so we can direct a focused response.

The offences versus persons category revealed little change with the exception of assault causing bodily harm instances. These numbers, however, can be interpreted to show little change in the rate of actual criminality vs reported occurrences. This means that in many of the instances the accounts were unfounded or of a manner that they were able to be cleared by other means rather than by charge. This speaks to the severity of the instances which can lead to an inference that Taber is still a safe community when it comes to this category.

In the property offences area some careful analysis was needed to see the actual climate versus the statistics presented. Although the crime rates have decreased in this area, this is likely an anomaly and we can reasonably expect an increase in this area

through a region forecast. The nexus between recent trends of transient activity, methamphetamine occurrence increases and property crime is clear and concerning for the future. As part of that interconnection, the drug statistics are the most concerning, specifically with the increase in methamphetamine occurrences. Troubling trends have been identified in the current methods of criminal activity that lend some explanation for this increase. Factors such as transient criminal behavior and the ties that they have to the larger centers such as Lethbridge and Calgary play a significant role in this increase.

Mental Health Act occurrences have increased and, as such, the ability of the Taber Police Service to foster and grow our community partnerships is imperative to ensure effective response to this societal issue.

The Police Executive Research Forum advised, “At the most fundamental level, police have expanded their mission, taking on the goal of preventing crime and reducing crime rates, rather than merely responding after crimes are committed. Today’s best police departments are always looking for ways to be proactive rather than reactive.” (p.42). This has been a way of doing business for the Taber Police Service and it is imperative that it continues to ensure effective community response. Response methods such as intelligence led policing and the continued utilization of community partnerships are imperative to assist in this process and to ensure a safe community. This crime analysis can be utilized as research to further promote and ensure the mission statement of the Taber Police Service is fulfilled.

## REFERENCES

Alberta Law Enforcement Response Teams Annual Report 2017-2018. Retrieved from: <https://alert-ab.ca>

Allen, M. Canadian Centre for Justice Statistics (2018). Police-reported crime statistics in Canada, 2017 [Catalogue no.85-002-x]. Statistics Canada

Bell Canada (2015). Bell Let's Talk: The first 5 years (2010-2015). Retrieved from <http://letstalk.bell.ca/letstalkprogressreport>

Calgary Police Service Fourth Quarter Report (2018). Retrieved from: <http://calgary.ca/cps/Documents/statistical-reports>

Carter, D & Carter, J. (2009) Intelligence – Led Policing. Conceptual and Functional Considerations for Public Policy. Retrieved from <https://cjpsagepub.com>.

Osborne, D (2001). Four Position Papers on the Role of the Crime Analyst in Policing. Retrieved from: [https://www.ialeia.org/docs/Crime\\_Policing\\_Document.doc](https://www.ialeia.org/docs/Crime_Policing_Document.doc)

Perreault, S. (2015). Criminal Victimization in Canada, 2014. [Catalogue no.85-002-x]. Retrieved from: <https://www150.statcan.gc.ca>

Police Executive Research Forum. 2014. Future trends in Policing. Washington. D.C ; Office of Community Oriented Policing Services

Province of Alberta. (2016). Police Act. Revised Statutes of Alberta 2000 Chapter P-17. Edmonton, Ab. Alberta Queens Printer.

Todd, Z. (September 12, 2107). Alberta sees spike in youth reporting meth use, seeking help. Retrieved from <https://www.cbc.ca/news>



## Taber Municipal Police Commission Request for Decision

**Meeting Date:** April 17, 2019

**Subject:**  
Strategic Plan Report Card March 2019

**Recommendation:**

The Taber Municipal Police Commission accepts the March 2019 Taber Police Service Strategic Plan Report Card and update for information purposes.

**Background:**

The Strategic Plan Report Card and update are provided quarterly to the Commission. This update allows the Commission to see within our plan where we are focusing our strategic attention and achieving our organizational goals. This report also allows us to comply with the Provincial Standards. The report is supplied for Commission information. In most cases, this communication is provided simply as information to the Commission and no comment is needed. In some cases, though, the Commission may wish to seek clarification on the matter from the Chief, or discuss the contents of the report. Placing the communication on the Commission's agenda allows these opportunities.

**Legislation / Authority:**

The Police Act, Section 32(1)  
Alberta Police Standards

**Strategic Plan Alignment:**

Establish appropriate communication protocols between Council and Administration

**Financial Implication:**

N/A

**Service Level / Staff Resource Implication:**

N/A

**Justification:**

To keep the Commission informed of Strategic Plan Updates, successes and challenges.



**Alternative(s):**

The Commission could seek clarification on any of the matters from the Chief.

Attachment(s): Strategic Plan Report Card March 2019

**APPROVALS:**

**Originated By:**

Graham Abela

**Chief Administrative Officer (CAO) or Designate:** \_\_\_\_\_



## Community Safety Priorities

Goals	Person(s) Responsible	Measurement	Percent Complete	Target Completion Date	Comments	Connection to Core Service	Budget Impact
<p><b>Goal 1:</b> Public Safety: the public deserves to feel safe in their homes and community. The police service can make plans and produce reports of our efforts and assess public safety through analysis of criminal activity. Trends from the reports can be identified and acted upon where necessary.</p>							
	Chief of Police	Perception of public safety will be monitored through the Taber Police Service Community Survey and assessed for trends against previous surveys. Suggest that 80% satisfaction is a target.	50%	Every 3 years	<a href="#">Proofs 2016-2021\TPS Community Survey 2016 FINAL.pdf</a>	1, 2	
	Chief of Police	Basic crime analysis will be conducted monthly in the Police Chiefs Report to the Commission. Trends will be monitored and addressed when encountered.	60%	Monthly, every second Thursday	<a href="#">Proofs 2016-2021\Chief's Reports to</a>	1	
	Chief of Police	Advanced yearly crime analysis will be conducted and a complete report submitted to the Commission and provided to the Taber Town Council and Community. Data will be identified and assessed to determine if we are meeting regional/provincial/national trends.	60%	Yearly, April 1	<a href="#">..\Commission Reports\Commission Reports\April 2017\Crime Analysis 2016 - MC</a>	1	
	Chief of Police	Community Standards Unit report will be included in the monthly Police Chief's report to Commission. This report outlines the activities of the Community Standards Unit.	60%	Monthly, every second Thursday	<a href="#">Proofs 2016-2021\Chief's Reports to</a>	1	
	Chief of Police	The 911 activity report will be reviewed each month to ensure that we are complying with 911 standards, reported in Police Chief's report to the Commission.	60%	Monthly, every second Thursday	<a href="#">Proofs 2016-2021\Chief's Reports to</a>	1, 2	
	Chief of Police	Complaints against police will be monitored monthly and reported through the Police Chief's report to Commission.	60%	Monthly, every second Thursday	<a href="#">Proofs 2016-2021\Chief's Reports to</a>	1	
	Sr. Constable Johnson	Use of force incidents will be monitored and a yearly report generated to identify trends and establish early warning interventions if there are any concerns.	60%	Yearly, January 1	<a href="#">Proofs 2016-2021\Yearly control tactics</a>	1	
	Chief of Police	An annual report will be provided to the community that outlines our efforts, examines our budgets, assesses our crime, examines police complaints etc.	60%	Yearly, April 1	<a href="#">Proofs 2016-2021\Annual Reports</a>	1, 2, 3	

Sr. Constable Vowles	A cell block audit will be conducted annually to ensure that clients who are lodged in our cells are safe, their property looked after and paper work is in order.	60%	Yearly report to Chief of Police for furtherance to Commission. Jan. 1	<a href="#">Proofs 2016-2021\...</a>	1	
----------------------	--	-----	--	--------------------------------------	---	--

**Goal 2:**  
 Safety of Property: The public expects that their property is safe from vandalism and theft. Also, property in our care is dealt with respectfully and administered properly.

Chief of Police	Monthly crime analysis through report to the Police Commission will allow for trends to be identified and assessed regarding property crime.	60%	Monthly, every second Thursday	<a href="#">Proofs 2016-2021\Chief's Reports to Commission</a>	1	
Chief of Police	Advanced yearly crime analysis will be conducted and a complete report submitted to the Commission and provided to the Taber Town Council and Community. Trends will be identified and assessed.	60%	Yearly, March 1	<a href="#">..\..\Crime Analysis</a>	1	
Chief of Police	A review of the Community Survey will allow us to measure perceptions of the public as it relates to the safety of property.	50%	Every three years			
Sergeant Kehler	A yearly exhibit audit will be conducted and a report submitted outlining any issues or concerns with exhibit continuity, exhibit storage and destruction of exhibits in our care.	60%	Yearly, October 1	<a href="#">Proofs 2016-2021\Exhibit Room Audit</a>	1	

**Goal 3:**  
 Safety of Police: Police officer and other staff that work for the Taber Police be well trained and well equipped.

Sergeant Kehler	An annual training plan will be created and assessed yearly in a report to the Chief of Police.	60%	Yearly, January 1	<a href="#">Proofs 2016-2021\TPS Training Plan 2016-2018</a>	1, 2	
Sr. Constable Johnson	Every three years, a use of force training plan will be submitted for approval and a yearly report will be generated to the Chief of Police to ensure compliance.	66%	Yearly, January 1	<a href="#">Proofs 2016-2021\Use of force training plan</a>	1	
Sr. Constable Johnson	An inventory of use of force equipment, and repairs, out of service issues, etc. will be completed and recorded for review. An audit of any issue or concerns will be provided to the Chief of Police.	40%	Yearly, April 1	<a href="#">Proofs 2016-2021\Use of force training plan\Use of Force Equipment Inventory</a>	1	

Sr. Constable Johnson	Use of force incidents will be monitored and a yearly report generated to identify trends and establish early warning interventions if there are any concerns.	60%	Yearly, January 1	<a href="#">Proofs 2016-2021\Yerly Use of Force training summary</a>	1	
HR Dave Duske	Workers compensation reports will be reviewed in an effort to decrease the number of claims.	60%	Yearly, January 1	<a href="#">Proofs 2016-2021\WCB Yearly Review</a>	1, 2	

## Community Collaboration Priorities

Goals	Person(s) Responsible	Measurement	Percent Complete	Target Completion Date	Comments	Connection to Core Service	Budget Impact
<b>Goal 1:</b>							
Maintain our auxiliary police program.							
	Sr. Constable Dube	Participation of the number of hours and shifts that are completed by the auxiliary staff.	60%	Yearly, January 1	<a href="#">Proofs 2016-2021\Yearly</a>	1, 3	
	Sr. Constable Dube	Maintain the auxiliary training regimen (report).	60%	Yearly, January 1	<a href="#">Proofs 2016-2021\Yearly</a>	1, 3	
	Chief of Police	Hold a yearly appreciation night as a focus group for auxiliary feedback.	60%	Yearly	<a href="#">Proofs 2016-2021\Yearly Auxiliary report</a>		
	Chief of Police	Invite auxiliary and participate in the Town of Taber volunteer night.	60%	Yearly, when scheduled	<a href="#">Proofs 2016-2021\Yearly Auxiliary report</a>	3	
<b>Goal 2:</b>							
Strengthen our volunteer partnerships with Citizens on Patrol.							
	Constable Valgardson	Monthly report of the number of patrol shifts, volunteer hours and number of complaints generated by COP.	60%	Monthly	<a href="#">Proofs 2016-2021\Citizen on</a>	1, 3	
<b>Goal 3:</b>							
Reinvigorate and strengthen our Wise Owl Program.							
	Sr. Constable Kutanzi	Increase in memberships.	0%	Bi-annually	<a href="#">Proofs 2016-2021\Wise Owl</a>	1, 3	
	Sr. Constable Kutanzi	Record and report on the number of presentations.	40%	Bi-annually	<a href="#">Proofs 2016-2021\Wise Owl</a>	3	

<b>Goal 4:</b> Maintain our School Resource Officer program. The SRO program is highly recognized by the public as an excellent program.							
Sr. Constable Nguyen/SRO	The SRO will compile a yearly report that outlines the activities of the program. It will include the number of matters dealt with by the SRO, the number of threat assessments, etc.	60%	Yearly, July 1	<a href="#">Proofs 2016-2021\SRO Reports and Survey</a>	1, 3		
Sr. Constable Evanson	A short survey will be sent yearly to our school partners to assess the SRO program.	40%	Yearly, December 1	<a href="#">Proofs 2016-2021\SRO Reports</a>	1, 3		
Sr. Constable Evanson	Every three years, Taber youth will be surveyed, similar to the adult survey, to understand the perceptions and attitudes towards policing in our youth.	66%	Every 3 years	<a href="#">Proofs 2016-2021\Taber Youth Survey Report</a>			

## Community Awareness Priorities

Goals	Person(s) Responsible	Measurement	Percent Complete	Target Completion Date	Comments	Connection to Core Service	Budget Impact
<b>Goal 1:</b> Increase the profile of the police service in the community.							
	Executive Officer	Increase our presence on social media. Measure our reach by recording likes and shares on Facebook. Report to Commission in police Chief's monthly report.	60%	Every month	<a href="#">Proofs 2016-2021\Social Media Study</a>	3	
<b>Goal 2:</b> Obtain funding for a website for the Taber Police Service.							
	Chief of Police Executive Officer	Sustainable funding for the website. Maintain our website with relevant information to inform the public.	100% 40%	2017 Budget year Continuing		3 3	\$15,000 \$1500/year
<b>Goal 3:</b> Report to the Taber Municipal Police Commission the number of citizen contacts and complaints against police received by the police service.							
	Chief of Police	Each month a report generated from IAPRO will be provided to the Taber Municipal Police Commission and assessed against the previous year.	60%	Monthly at each Commission meeting	<a href="#">Proofs 2016-2021\</a>	1	

## People and Technical Priorities

Goals	Person(s) Responsible	Measurement	Percent Complete	Target Completion Date	Comments	Connection to Core Service	Budget Impact
<b>Goal 1:</b>							
Provide adequate and effective dispatch services to our community and clients.							
	Dana Bell	Establish a set of metrics to measure dispatch efficacy.	10%	January 1, 2017			
	Dana Bell	Once the dispatch metrics are established, assess dispatch service against metrics and provide a monthly report to the Chief of Police with a culminating report at year end.	40%	January 1, 2018 and each year thereafter	<a href="#">Proofs 2016-2021\Communications Quality Assurance Metrics</a>	2 1, 2	
<b>Goal 2:</b>							
Employee safety in the workplace is of utmost importance and we must strive to maintain our Health and Safety Program.							
	Sr. Constable Gyepesi	The Taber Police will participate in the Town of Taber Workplace Health and Safety Program and will participate in	60%	Yearly, depends on external audit team		1, 2	
	Dana Bell	We will hold weekly safety meeting and minutes will be recorded of those meeting and stored electronically for review.	60%	Weekly, Wednesday mornings	<a href="#">..\..\Health and Safety</a>	1, 2	
<b>Goal 3:</b>							
Ensure that police receive yearly performance assessment against the established Police Sector Council competencies. Ensure non-police staff are also performance assessed.							
	Sergeant Meggison	Complete yearly performance assessments on all subordinate staff under his supervision. And ensure where others are not supervised by you, that their assessments are also completed. Completion of the assessments is the measurement of success.	60%	Yearly	<a href="#">Proofs 2016-2021\Yearly Performance Assessments</a>	1, 2	
	Dana Bell	Complete all yearly performance assessments on staff under your supervision.	60%			1, 2	
	Sergeant Meggison	Establish a set of metrics to determine police performance efficacy.	20%	2017 February 1		1	
	Sergeant Meggison	Once the performance metrics are established, performance assess each officer against the metrics and provide a quarterly report to the Chief of Police.	0%	March 1, 2017 and each year thereafter		1	
<b>Goal 4:</b>							
Ensure our dispatch clients can provide feedback to tell how we are doing and to voice their compliments or concerns.							
	Executive Officer	Conduct a yearly assessment survey of our dispatch clients and	60%	Yearly, August of each	<a href="#">Proofs 2016-</a>	2	

provide a report to the Chief of Police.

year

[2021\Dispatch](#)

**Goal 5:**

Become 911 Alberta Standard compliant.

Dana Bell	Successfully implement all applicable 911 standards.	80%	2017 Sept 01		1, 2	
Dana Bell	Receive a successful audit from the Alberta 911 Standards Committee.	0%	Every 2 years		1, 2	
Dana Bell	Create a backup 911 center at the Taber Firehall.	90%	Sept 17		1, 2	\$10,000



## Taber Municipal Police Commission Request for Decision

**Meeting Date: April 17, 2019**

**Subject:**

Taber Municipal Police Commission Financial Information

**Recommendation:**

The Taber Municipal Police Commission accepts the Financial Information of March 31, 2019 – Interim, February 28, 2019 – Final, January 31, 2019 – Final, and December 31, 2018 - Final for information purposes.

**Background:**

The report of the final financial information for the period ending March 31, 2019 - Interim, and February 28, 2019 - Final is attached for review and discussion.

At previous Commission meetings this year, the Commission had only reviewed the Interim Financial Information for December 2018 and January 2019, as the Town's Finance Department was finalizing reports from the auditors and the Town's year end process. Therefore the January 31, 2019 – Final and December 31, 2018 – Final Financial Information reports have been attached for review by the Commission.

**Legislation / Authority:**

The Police Act, Section 31(1)

**Strategic Plan Alignment:**

Governance:

Strengthen our core infrastructure and services in a fiscally responsible manner

**Financial Implication:**

None



**Service Level / Staff Resource Implication:**

None

**Justification:**

In accordance with the Police Act, Section 31, where a commission has been established, the commission shall, in the carrying out of its responsibilities, oversee the police service and for that purpose shall allocate the funds that are provided by the Council.

**Alternative(s):**

The Taber Municipal Police Commission could seek clarification on any item.

Attachment(s):    March 31, 2019 - Interim  
                              February 28, 2019 - Final  
                              January 31, 2019 - Final  
                              December 31, 2019 - Final

**APPROVALS:**

**Originated By:**  
Graham Abela

**Chief Administrative Officer (CAO) or Designate:** \_\_\_\_\_



TOWN OF TABER  
Commission - Police  
For the Three Months Ending Sunday, March 31, 2019

Account	Description	2019	2019	Variance	Used	2018	2019	Variance
		Total Budget	Actual Annual			Actual YTD	Actual YTD	
<b>Revenues:</b>								
1-21-10-412-0000	Sales of Services	(121,733.00)	(52,000.00)	69,733.00	42.72%	(39,567.35)	(52,000.00)	(12,432.65)
1-21-10-531-0010	Fines Police	(496,500.00)	(109,329.87)	387,170.13	22.02%	(100,553.61)	(109,329.87)	(8,776.26)
1-21-10-532-0010	Fines Animal Control Dogs	(3,000.00)	(75.00)	2,925.00	2.50%	(285.00)	(75.00)	210.00
1-21-10-539-0000	Other Fines	(3,000.00)	(500.00)	2,500.00	16.67%	(600.00)	(500.00)	100.00
1-21-10-840-0010	Transfers from Provincial Gov Conditional	(499,832.00)	(35,000.14)	464,831.86	7.00%	(126,354.68)	(35,000.14)	91,354.54
1-21-10-850-0011	Transfers from Local Government - MD	(52,500.00)	(58,505.46)	(6,005.46)	111.44%	(42,582.92)	(58,505.46)	(15,922.54)
1-21-10-850-0012	Transfers from Local Government - Barnwell				0.00%	(166.99)		166.99
1-21-10-990-0000	Operating Contingency/Debt Recovery	(45,000.00)		45,000.00	0.00%			
	<b>Total Revenues</b>	<b>(1,221,565.00)</b>	<b>(255,410.47)</b>	<b>966,154.53</b>	<b>20.91%</b>	<b>(310,110.55)</b>	<b>(255,410.47)</b>	<b>54,700.08</b>
<b>Expenditures:</b>								
2-21-10-110-0000	Salaries - Out of Scope	233,230.00	59,076.51	(174,153.49)	25.33%	52,620.63	59,076.51	6,455.88
2-21-10-111-0000	Police Assoc Wages - Full Time	1,598,888.00	319,725.42	(1,279,162.58)	20.00%	325,869.76	319,725.42	(6,144.34)
2-21-10-113-0000	CUPE Wages - Full Time Clerical	377,211.00	81,995.90	(295,215.10)	21.74%	62,875.66	81,995.90	19,120.24
2-21-10-114-0000	CUPE Wages - Part Time Clerical	41,528.00		(41,528.00)	0.00%			
2-21-10-117-0000	CUPE Wages - Casual	128,205.00	32,446.60	(95,758.40)	25.31%	43,738.98	32,446.60	(11,292.38)
2-21-10-118-0000	CUPE Wages - Casual Guards	73,389.00	16,334.41	(57,054.59)	22.26%	20,062.38	16,334.41	(3,727.97)
2-21-10-130-0000	Employer Statutory & Benefits Contributions	520,373.00	126,609.87	(393,763.13)	24.33%	124,670.17	126,609.87	1,939.70
2-21-10-210-0000	Commission Honorarium	5,000.00		(5,000.00)	0.00%			
2-21-10-211-0000	Travel and Subsistence	28,550.00	2,941.39	(25,608.61)	10.30%	2,726.33	2,941.39	215.06
2-21-10-213-0000	Training - External	48,000.00	19,294.02	(28,705.98)	40.20%	4,886.82	19,294.02	14,407.20
2-21-10-214-0000	Memberships, Conferences, Registration Fees	22,900.00	2,900.00	(20,000.00)	12.66%	2,940.00	2,900.00	(40.00)
2-21-10-215-0000	Express, Cartage, Freight	2,850.00	692.00	(2,158.00)	24.28%	990.40	692.00	(298.40)
2-21-10-216-0000	Postage	1,300.00	187.87	(1,112.13)	14.45%	185.44	187.87	2.43
2-21-10-217-0001	Communications - Telephone Land Lines	14,050.00	4,822.23	(9,227.77)	34.32%	3,194.33	4,822.23	1,627.90
2-21-10-217-0002	Communications - Telephone Mobile	6,290.00	1,313.52	(4,976.48)	20.88%	1,366.31	1,313.52	(52.79)
2-21-10-217-0003	Communications - Data	4,000.00	705.62	(3,294.38)	17.64%	736.33	705.62	(30.71)
2-21-10-221-0000	Advertising, Promotion, Public Relations	5,600.00	569.40	(5,030.60)	10.17%	556.92	569.40	12.48
2-21-10-223-0000	Subscriptions and Publications	500.00	310.34	(189.66)	62.07%	135.00	310.34	175.34
2-21-10-232-0000	Professional Services - Legal	5,500.00		(5,500.00)	0.00%			
2-21-10-235-0000	Professional Services - Management	6,000.00		(6,000.00)	0.00%			
2-21-10-236-0000	Professional Services - Information Technology				0.00%	680.00		(680.00)
2-21-10-238-0020	Professional Services - Veterinary Cat Control	15,000.00	3,565.21	(11,434.79)	23.77%	2,791.82	3,565.21	773.39
2-21-10-239-0000	Professional Services - Other	27,200.00	4,215.00	(22,985.00)	15.50%	6,190.00	4,215.00	(1,975.00)
2-21-10-252-0010	Contracted Repairs, Maintenance - Building	7,750.00		(7,750.00)	0.00%			
2-21-10-252-0020	Contracted Repairs, Maintenance - Building Janitor	31,000.00	9,409.50	(21,590.50)	30.35%	8,525.01	9,409.50	884.49
2-21-10-253-0010	Contracted Repairs, Maintenance - M&E & Furnishir	9,500.00	1,128.36	(8,371.64)	11.88%	45.85	1,128.36	1,082.51
2-21-10-255-0010	Contracted Repairs, Maintenance - Vehicles	17,000.00	1,512.25	(15,487.75)	8.90%	3,748.30	1,512.25	(2,236.05)
2-21-10-263-0000	Rental / Lease of Equipment & Furnishings	10,140.00	2,555.78	(7,584.22)	25.20%	2,321.35	2,555.78	234.43

Account	Description	2019	2019	Variance	Used	2018	2019	Variance
		Total	Actual			Actual	Actual	
		Budget	Annual			YTD	YTD	
2-21-10-265-0000	Rental / Lease of Vehicle	1,500.00		(1,500.00)	0.00%	105.45		(105.45)
2-21-10-271-0000	Licenses, Permits and Software Support	44,614.00	17,656.39	(26,957.61)	39.58%	10,049.26	17,656.39	7,607.13
2-21-10-274-0000	Insurance Premiums	25,150.00		(25,150.00)	0.00%	19,590.15		(19,590.15)
2-21-10-290-0000	Towing	1,500.00		(1,500.00)	0.00%	100.00		(100.00)
2-21-10-351-0000	Purchases from Local Government	76,000.00		(76,000.00)	0.00%	8,715.00		(8,715.00)
2-21-10-511-0000	Stationery, Office Supplies	13,800.00	3,272.91	(10,527.09)	23.72%	1,744.42	3,272.91	1,528.49
2-21-10-512-0000	Clothing & Boots	19,000.00	1,988.64	(17,011.36)	10.47%	215.94	1,988.64	1,772.70
2-21-10-513-0000	Janitorial Supplies	3,400.00	200.58	(3,199.42)	5.90%	359.05	200.58	(158.47)
2-21-10-515-0000	Catered or Purchased Foods	2,000.00	386.10	(1,613.90)	19.31%	223.29	386.10	162.81
2-21-10-516-0000	Pharmaceutical & First Aid	1,100.00	102.80	(997.20)	9.35%		102.80	102.80
2-21-10-517-0000	Promotional Materials	1,000.00		(1,000.00)	0.00%	344.97		(344.97)
2-21-10-519-0000	General Goods and Supplies - Other	1,600.00	107.30	(1,492.70)	6.71%	262.06	107.30	(154.76)
2-21-10-521-0000	Gas, Oil, Antifreeze, Etc.	36,000.00	8,337.68	(27,662.32)	23.16%	7,947.03	8,337.68	390.65
2-21-10-522-0000	Tires & Batteries	7,000.00	293.00	(6,707.00)	4.19%		293.00	293.00
2-21-10-523-0000	Machine & Equipment Parts	1,500.00	68.93	(1,431.07)	4.60%	243.87	68.93	(174.94)
2-21-10-523-0010	Vehicle Parts				0.00%	137.84		(137.84)
2-21-10-523-0020	Building Furnishings & Supplies	1,400.00		(1,400.00)	0.00%	84.99		(84.99)
2-21-10-523-0030	Computer Equipment & Supplies	1,000.00		(1,000.00)	0.00%			
2-21-10-524-0000	Small Equipment and Tools	22,400.00	1,470.94	(20,929.06)	6.57%	14,996.41	1,470.94	(13,525.47)
2-21-10-525-0000	Safety Equipment and Supplies				0.00%	12.95		(12.95)
2-21-10-538-0000	Building, Plumbing and Electrical Supplies	2,500.00	251.94	(2,248.06)	10.08%	196.42	251.94	55.52
2-21-10-543-0000	Natural Gas	4,500.00	1,165.89	(3,334.11)	25.91%	2,282.30	1,165.89	(1,116.41)
2-21-10-544-0000	Electricity	20,300.00	2,797.18	(17,502.82)	13.78%	4,390.60	2,797.18	(1,593.42)
2-21-10-690-0000	Amortization	203,894.00	50,974.00	(152,920.00)	25.00%	47,500.00	50,974.00	3,474.00
2-21-10-813-0000	Bank Charges		185.65	185.65	0.00%	445.20	185.65	(259.55)
2-21-10-940-0000	Contributions to Capital Fund	115,600.00	28,899.90	(86,700.10)	25.00%	28,899.90	28,899.90	
	Total Expenditures	3,847,712.00	810,471.03	(3,037,240.97)	21.06%	820,704.89	810,471.03	(10,233.86)
	Net Operating	2,626,147.00	555,060.56	(2,071,086.44)	21.14%	510,594.34	555,060.56	44,466.22

**TOWN OF TABER**  
 Commission - Police  
 For the Two Months Ending Thursday, February 28, 2019

Account	Description	2019	2019	Variance	Used	2018	2019	Variance
		Total	Actual			Actual	Actual	
		Budget	Annual			YTD	YTD	
<b>Revenues:</b>								
1-21-10-412-0000	Sales of Services	(121,733.00)	(42,129.11)	79,603.89	34.61%	(34,974.70)	(42,129.11)	(7,154.41)
1-21-10-531-0010	Fines Police	(496,500.00)	(108,878.87)	387,621.13	21.93%	(67,822.50)	(108,878.87)	(41,056.37)
1-21-10-532-0010	Fines Animal Control Dogs	(3,000.00)	(75.00)	2,925.00	2.50%	(140.00)	(75.00)	65.00
1-21-10-539-0000	Other Fines	(3,000.00)	(300.00)	2,700.00	10.00%	(350.00)	(300.00)	50.00
1-21-10-840-0010	Transfers from Provincial Gov Conditional	(499,832.00)	(35,000.14)	464,831.86	7.00%	(34,594.68)	(35,000.14)	(405.46)
1-21-10-850-0011	Transfers from Local Government - MD	(52,500.00)		52,500.00	0.00%			
1-21-10-850-0012	Transfers from Local Government - Barnwell				0.00%	(166.99)		166.99
1-21-10-990-0000	Operating Contingency/Debt Recovery	(45,000.00)		45,000.00	0.00%			
	<b>Total Revenues</b>	<b>(1,221,565.00)</b>	<b>(186,383.12)</b>	<b>1,035,181.88</b>	<b>15.26%</b>	<b>(138,048.87)</b>	<b>(186,383.12)</b>	<b>(48,334.25)</b>
<b>Expenditures:</b>								
2-21-10-110-0000	Salaries - Out of Scope	233,230.00	32,597.00	(200,633.00)	13.98%	33,486.52	32,597.00	(889.52)
2-21-10-111-0000	Police Assoc Wages - Full Time	1,598,888.00	217,517.14	(1,381,370.86)	13.60%	215,258.42	217,517.14	2,258.72
2-21-10-113-0000	CUPE Wages - Full Time Clerical	377,211.00	56,473.26	(320,737.74)	14.97%	41,911.13	56,473.26	14,562.13
2-21-10-114-0000	CUPE Wages - Part Time Clerical	41,528.00		(41,528.00)	0.00%			
2-21-10-117-0000	CUPE Wages - Casual	128,205.00	19,804.32	(108,400.68)	15.45%	27,540.28	19,804.32	(7,735.96)
2-21-10-118-0000	CUPE Wages - Casual Guards	73,389.00	12,228.21	(61,160.79)	16.66%	12,951.82	12,228.21	(723.61)
2-21-10-130-0000	Employer Statutory & Benefits Contributions	520,373.00	83,155.80	(437,217.20)	15.98%	82,896.43	83,155.80	259.37
2-21-10-210-0000	Commission Honorarium	5,000.00		(5,000.00)	0.00%			
2-21-10-211-0000	Travel and Subsistence	28,550.00	2,578.42	(25,971.58)	9.03%	2,294.05	2,578.42	284.37
2-21-10-213-0000	Training - External	48,000.00	17,294.02	(30,705.98)	36.03%	3,344.82	17,294.02	13,949.20
2-21-10-214-0000	Memberships, Conferences, Registration Fees	22,900.00	2,900.00	(20,000.00)	12.66%	2,900.00	2,900.00	
2-21-10-215-0000	Express, Cartage, Freight	2,850.00	582.30	(2,267.70)	20.43%	86.27	582.30	496.03
2-21-10-216-0000	Postage	1,300.00	187.87	(1,112.13)	14.45%	117.31	187.87	70.56
2-21-10-217-0001	Communications - Telephone Land Lines	14,050.00	3,822.40	(10,227.60)	27.21%	2,128.98	3,822.40	1,693.42
2-21-10-217-0002	Communications - Telephone Mobile	6,290.00	861.13	(5,428.87)	13.69%	798.24	861.13	62.89
2-21-10-217-0003	Communications - Data	4,000.00	487.63	(3,512.37)	12.19%	493.94	487.63	(6.31)
2-21-10-221-0000	Advertising, Promotion, Public Relations	5,600.00	394.20	(5,205.80)	7.04%	385.56	394.20	8.64
2-21-10-223-0000	Subscriptions and Publications	500.00	310.34	(189.66)	62.07%		310.34	310.34
2-21-10-232-0000	Professional Services - Legal	5,500.00		(5,500.00)	0.00%			
2-21-10-235-0000	Professional Services - Management	6,000.00		(6,000.00)	0.00%			
2-21-10-238-0020	Professional Services - Veterinary Cat Control	15,000.00	3,565.21	(11,434.79)	23.77%	2,791.82	3,565.21	773.39
2-21-10-239-0000	Professional Services - Other	27,200.00	4,175.00	(23,025.00)	15.35%	3,945.00	4,175.00	230.00
2-21-10-252-0010	Contracted Repairs, Maintenance - Building	7,750.00		(7,750.00)	0.00%			
2-21-10-252-0020	Contracted Repairs, Maintenance - Building Janitor	31,000.00	6,273.00	(24,727.00)	20.24%	5,683.34	6,273.00	589.66
2-21-10-253-0010	Contracted Repairs, Maintenance - M&E & Furnishir	9,500.00		(9,500.00)	0.00%			
2-21-10-255-0010	Contracted Repairs, Maintenance - Vehicles	17,000.00	493.94	(16,506.06)	2.91%	739.70	493.94	(245.76)
2-21-10-263-0000	Rental / Lease of Equipment & Furnishings	10,140.00	1,780.18	(8,359.82)	17.56%	1,540.20	1,780.18	239.98
2-21-10-265-0000	Rental / Lease of Vehicle	1,500.00		(1,500.00)	0.00%	52.72		(52.72)

Account	Description	2019	2019	Variance	Used	2018	2019	Variance
		Total	Actual			Actual	Actual	
		Budget	Annual			YTD	YTD	
2-21-10-271-0000	Licenses, Permits and Software Support	44,614.00	17,308.39	(27,305.61)	38.80%	10,020.31	17,308.39	7,288.08
2-21-10-274-0000	Insurance Premiums	25,150.00		(25,150.00)	0.00%	19,590.15		(19,590.15)
2-21-10-290-0000	Towing	1,500.00		(1,500.00)	0.00%	100.00		(100.00)
2-21-10-351-0000	Purchases from Local Government	76,000.00		(76,000.00)	0.00%			
2-21-10-511-0000	Stationery, Office Supplies	13,800.00	2,480.46	(11,319.54)	17.97%	1,388.79	2,480.46	1,091.67
2-21-10-512-0000	Clothing & Boots	19,000.00	1,988.64	(17,011.36)	10.47%		1,988.64	1,988.64
2-21-10-513-0000	Janitorial Supplies	3,400.00	188.81	(3,211.19)	5.55%		188.81	188.81
2-21-10-515-0000	Catered or Purchased Foods	2,000.00	233.80	(1,766.20)	11.69%	163.78	233.80	70.02
2-21-10-516-0000	Pharmaceutical & First Aid	1,100.00	102.80	(997.20)	9.35%		102.80	102.80
2-21-10-517-0000	Promotional Materials	1,000.00		(1,000.00)	0.00%	25.00		(25.00)
2-21-10-519-0000	General Goods and Supplies - Other	1,600.00	8.84	(1,591.16)	0.55%	141.50	8.84	(132.66)
2-21-10-521-0000	Gas, Oil, Antifreeze, Etc.	36,000.00	5,545.08	(30,454.92)	15.40%	5,171.00	5,545.08	374.08
2-21-10-522-0000	Tires & Batteries	7,000.00	293.00	(6,707.00)	4.19%		293.00	293.00
2-21-10-523-0000	Machine & Equipment Parts	1,500.00	68.93	(1,431.07)	4.60%	12.97	68.93	55.96
2-21-10-523-0010	Vehicle Parts				0.00%	119.54		(119.54)
2-21-10-523-0020	Building Furnishings & Supplies	1,400.00		(1,400.00)	0.00%			
2-21-10-523-0030	Computer Equipment & Supplies	1,000.00		(1,000.00)	0.00%			
2-21-10-524-0000	Small Equipment and Tools	22,400.00	1,470.94	(20,929.06)	6.57%	389.87	1,470.94	1,081.07
2-21-10-525-0000	Safety Equipment and Supplies				0.00%	12.95		(12.95)
2-21-10-538-0000	Building, Plumbing and Electrical Supplies	2,500.00	229.60	(2,270.40)	9.18%	173.28	229.60	56.32
2-21-10-543-0000	Natural Gas	4,500.00	1,165.89	(3,334.11)	25.91%	1,470.31	1,165.89	(304.42)
2-21-10-544-0000	Electricity	20,300.00	2,797.18	(17,502.82)	13.78%	2,980.36	2,797.18	(183.18)
2-21-10-690-0000	Amortization	203,894.00	33,982.00	(169,912.00)	16.67%	31,667.00	33,982.00	2,315.00
2-21-10-813-0000	Bank Charges		185.65	185.65	0.00%	189.32	185.65	(3.67)
2-21-10-940-0000	Contributions to Capital Fund	115,600.00	19,266.60	(96,333.40)	16.67%	19,266.60	19,266.60	
	Total Expenditures	3,847,712.00	554,797.98	(3,292,914.02)	14.42%	534,229.28	554,797.98	20,568.70
	Net Operating	2,626,147.00	368,414.86	(2,257,732.14)	14.03%	396,180.41	368,414.86	(27,765.55)

TOWN OF TABER  
Commission - Police  
For the One Month Ending Thursday, January 31, 2019

Account	Description	2019	2019	Variance	Used	2018	2019	Variance
		Total	Actual			Actual	Actual	
		Budget	Annual			YTD	YTD	
<b>Revenues:</b>								
1-21-10-412-0000	Sales of Services	(121,733.00)	(37,217.50)	84,515.50	30.57%	(31,459.83)	(37,217.50)	(5,757.67)
1-21-10-531-0010	Fines Police	(496,500.00)	(67,289.29)	429,210.71	13.55%	(40,315.71)	(67,289.29)	(26,973.58)
1-21-10-532-0010	Fines Animal Control Dogs	(3,000.00)	(75.00)	2,925.00	2.50%	(40.00)	(75.00)	(35.00)
1-21-10-539-0000	Other Fines	(3,000.00)		3,000.00	0.00%	(150.00)		150.00
1-21-10-840-0010	Transfers from Provincial Gov Conditional	(499,832.00)		499,832.00	0.00%	(34,594.68)		34,594.68
1-21-10-850-0011	Transfers from Local Government - MD	(52,500.00)		52,500.00	0.00%			
1-21-10-850-0012	Transfers from Local Government - Barnwell				0.00%	(166.99)		166.99
1-21-10-990-0000	Operating Contingency/Debt Recovery	(45,000.00)		45,000.00	0.00%			
	<b>Total Revenues</b>	<b>(1,221,565.00)</b>	<b>(104,581.79)</b>	<b>1,116,983.21</b>	<b>8.56%</b>	<b>(106,727.21)</b>	<b>(104,581.79)</b>	<b>2,145.42</b>
<b>Expenditures:</b>								
2-21-10-110-0000	Salaries - Out of Scope	233,230.00	17,419.73	(215,810.27)	7.47%	14,614.04	17,419.73	2,805.69
2-21-10-111-0000	Police Assoc Wages - Full Time	1,598,888.00	101,116.11	(1,497,771.89)	6.32%	105,041.27	101,116.11	(3,925.16)
2-21-10-113-0000	CUPE Wages - Full Time Clerical	377,211.00	26,325.48	(350,885.52)	6.98%	19,666.10	26,325.48	6,659.38
2-21-10-114-0000	CUPE Wages - Part Time Clerical	41,528.00		(41,528.00)	0.00%			
2-21-10-117-0000	CUPE Wages - Casual	128,205.00	7,343.77	(120,861.23)	5.73%	11,325.69	7,343.77	(3,981.92)
2-21-10-118-0000	CUPE Wages - Casual Guards	73,389.00	6,216.45	(67,172.55)	8.47%	6,611.80	6,216.45	(395.35)
2-21-10-130-0000	Employer Statutory & Benefits Contributions	520,373.00	38,873.67	(481,499.33)	7.47%	41,167.61	38,873.67	(2,293.94)
2-21-10-210-0000	Commission Honorarium	5,000.00		(5,000.00)	0.00%			
2-21-10-211-0000	Travel and Subsistence	28,550.00	189.43	(28,360.57)	0.66%	548.00	189.43	(358.57)
2-21-10-213-0000	Training - External	48,000.00	6,174.02	(41,825.98)	12.86%	3,294.82	6,174.02	2,879.20
2-21-10-214-0000	Memberships, Conferences, Registration Fees	22,900.00	2,350.00	(20,550.00)	10.26%	2,350.00	2,350.00	
2-21-10-215-0000	Express, Cartage, Freight	2,850.00	358.78	(2,491.22)	12.59%		358.78	358.78
2-21-10-216-0000	Postage	1,300.00	98.85	(1,201.15)	7.60%	54.86	98.85	43.99
2-21-10-217-0001	Communications - Telephone Land Lines	14,050.00	1,032.73	(13,017.27)	7.35%	1,065.15	1,032.73	(32.42)
2-21-10-217-0002	Communications - Telephone Mobile	6,290.00	208.64	(6,081.36)	3.32%	399.12	208.64	(190.48)
2-21-10-217-0003	Communications - Data	4,000.00	243.37	(3,756.63)	6.08%	248.11	243.37	(4.74)
2-21-10-221-0000	Advertising, Promotion, Public Relations	5,600.00	219.00	(5,381.00)	3.91%	214.20	219.00	4.80
2-21-10-223-0000	Subscriptions and Publications	500.00		(500.00)	0.00%			
2-21-10-232-0000	Professional Services - Legal	5,500.00		(5,500.00)	0.00%			
2-21-10-235-0000	Professional Services - Management	6,000.00		(6,000.00)	0.00%			
2-21-10-238-0020	Professional Services - Veterinary Cat Control	15,000.00	2,394.50	(12,605.50)	15.96%	2,079.64	2,394.50	314.86
2-21-10-239-0000	Professional Services - Other	27,200.00	1,925.00	(25,275.00)	7.08%	2,000.00	1,925.00	(75.00)
2-21-10-252-0010	Contracted Repairs, Maintenance - Building	7,750.00		(7,750.00)	0.00%			
2-21-10-252-0020	Contracted Repairs, Maintenance - Building Janitor	31,000.00	3,136.50	(27,863.50)	10.12%	2,841.67	3,136.50	294.83
2-21-10-253-0010	Contracted Repairs, Maintenance - M&E & Furnishir	9,500.00		(9,500.00)	0.00%			
2-21-10-255-0010	Contracted Repairs, Maintenance - Vehicles	17,000.00	493.94	(16,506.06)	2.91%		493.94	493.94
2-21-10-263-0000	Rental / Lease of Equipment & Furnishings	10,140.00	1,003.88	(9,136.12)	9.90%	758.15	1,003.88	245.73
2-21-10-265-0000	Rental / Lease of Vehicle	1,500.00		(1,500.00)	0.00%	52.72		(52.72)

Account	Description	2019	2019	Variance	Used	2018	2019	Variance
		Total	Actual			Actual	Actual	
		Budget	Annual			YTD	YTD	
2-21-10-271-0000	Licenses, Permits and Software Support	44,614.00	17,308.39	(27,305.61)	38.80%	7,854.36	17,308.39	9,454.03
2-21-10-274-0000	Insurance Premiums	25,150.00		(25,150.00)	0.00%	19,590.15		(19,590.15)
2-21-10-290-0000	Towing	1,500.00		(1,500.00)	0.00%			
2-21-10-351-0000	Purchases from Local Government	76,000.00		(76,000.00)	0.00%			
2-21-10-511-0000	Stationery, Office Supplies	13,800.00	948.93	(12,851.07)	6.88%	88.66	948.93	860.27
2-21-10-512-0000	Clothing & Boots	19,000.00	(133.08)	(19,133.08)	0.70%		(133.08)	(133.08)
2-21-10-513-0000	Janitorial Supplies	3,400.00	188.81	(3,211.19)	5.55%		188.81	188.81
2-21-10-515-0000	Catered or Purchased Foods	2,000.00	82.13	(1,917.87)	4.11%	155.82	82.13	(73.69)
2-21-10-516-0000	Pharmaceutical & First Aid	1,100.00		(1,100.00)	0.00%			
2-21-10-517-0000	Promotional Materials	1,000.00		(1,000.00)	0.00%			
2-21-10-519-0000	General Goods and Supplies - Other	1,600.00		(1,600.00)	0.00%	141.50		(141.50)
2-21-10-521-0000	Gas, Oil, Antifreeze, Etc.	36,000.00	2,692.77	(33,307.23)	7.48%	2,577.94	2,692.77	114.83
2-21-10-522-0000	Tires & Batteries	7,000.00		(7,000.00)	0.00%			
2-21-10-523-0000	Machine & Equipment Parts	1,500.00	68.93	(1,431.07)	4.60%	12.97	68.93	55.96
2-21-10-523-0010	Vehicle Parts				0.00%	12.34		(12.34)
2-21-10-523-0020	Building Furnishings & Supplies	1,400.00		(1,400.00)	0.00%			
2-21-10-523-0030	Computer Equipment & Supplies	1,000.00		(1,000.00)	0.00%			
2-21-10-524-0000	Small Equipment and Tools	22,400.00	89.98	(22,310.02)	0.40%	389.87	89.98	(299.89)
2-21-10-525-0000	Safety Equipment and Supplies				0.00%	12.95		(12.95)
2-21-10-538-0000	Building, Plumbing and Electrical Supplies	2,500.00		(2,500.00)	0.00%	54.04		(54.04)
2-21-10-543-0000	Natural Gas	4,500.00	458.54	(4,041.46)	10.19%	739.57	458.54	(281.03)
2-21-10-544-0000	Electricity	20,300.00	1,554.15	(18,745.85)	7.66%	1,567.13	1,554.15	(12.98)
2-21-10-690-0000	Amortization	203,894.00	16,991.00	(186,903.00)	8.33%	15,833.00	16,991.00	1,158.00
2-21-10-813-0000	Bank Charges		157.77	157.77	0.00%	158.63	157.77	(0.86)
2-21-10-940-0000	Contributions to Capital Fund	115,600.00	9,633.30	(105,966.70)	8.33%	9,633.30	9,633.30	
	Total Expenditures	3,847,712.00	267,165.47	(3,580,546.53)	6.94%	273,155.18	267,165.47	(5,989.71)
	Net Operating	2,626,147.00	162,583.68	(2,463,563.32)	6.19%	166,427.97	162,583.68	(3,844.29)

TOWN OF TABER  
Commission - Police  
For the Twelve Months Ending Monday, December 31, 2018

Account	Description	2018	2018	Variance	Used	2017	2018	Variance
		Total	Actual			Actual	Actual	
		Budget	Annual			YTD	YTD	
<b>Revenues:</b>								
1-21-10-412-0000	Sales of Services	(120,584.00)	(113,379.14)	7,204.86	94.03%	(108,386.09)	(113,379.14)	(4,993.05)
1-21-10-531-0010	Fines Police	(496,500.00)	(481,526.79)	14,973.21	96.98%	(512,528.85)	(481,526.79)	31,002.06
1-21-10-532-0010	Fines Animal Control Dogs	(3,000.00)	(1,510.00)	1,490.00	50.33%	(2,358.00)	(1,510.00)	848.00
1-21-10-539-0000	Other Fines	(3,000.00)	(2,800.00)	200.00	93.33%	(3,200.00)	(2,800.00)	400.00
1-21-10-590-0000	Sundry Revenue		(5.00)	(5.00)	0.00%	(243.61)	(5.00)	238.61
1-21-10-610-0000	Insurance Proceeds				0.00%	(2,203.07)		2,203.07
1-21-10-830-0010	Transfers from Federal Gov Conditional		(4,896.00)	(4,896.00)	0.00%		(4,896.00)	(4,896.00)
1-21-10-840-0010	Transfers from Provincial Gov Conditional	(499,832.00)	(505,671.18)	(5,839.18)	101.17%	(503,296.91)	(505,671.18)	(2,374.27)
1-21-10-850-0011	Transfers from Local Government - MD	(52,000.00)	(42,582.92)	9,417.08	81.89%	(36,544.35)	(42,582.92)	(6,038.57)
1-21-10-850-0012	Transfers from Local Government - Barnwell		(166.99)	(166.99)	0.00%	(4,065.33)	(166.99)	3,898.34
1-21-10-940-0000	Contributions from Capital Fund				0.00%	(4,475.00)		4,475.00
1-21-10-990-0000	Operating Contingency/Debt Recovery	(45,000.00)		45,000.00	0.00%			
	<b>Total Revenues</b>	<b>(1,219,916.00)</b>	<b>(1,152,538.02)</b>	<b>67,377.98</b>	<b>94.48%</b>	<b>(1,177,301.21)</b>	<b>(1,152,538.02)</b>	<b>24,763.19</b>
<b>Expenditures:</b>								
2-21-10-110-0000	Salaries - Out of Scope	225,780.00	230,894.17	5,114.17	102.27%	217,422.54	230,894.17	13,471.63
2-21-10-111-0000	Police Assoc Wages - Full Time	1,608,275.00	1,496,769.09	(111,505.91)	93.07%	1,390,827.06	1,496,769.09	105,942.03
2-21-10-113-0000	CUPE Wages - Full Time Clerical	367,725.00	325,663.40	(42,061.60)	88.56%	335,671.39	325,663.40	(10,007.99)
2-21-10-114-0000	CUPE Wages - Part Time Clerical	40,474.00	7.70	(40,466.30)	0.02%		7.70	7.70
2-21-10-117-0000	CUPE Wages - Casual	124,753.00	184,342.21	59,589.21	147.77%	163,345.60	184,342.21	20,996.61
2-21-10-118-0000	CUPE Wages - Casual Guards	71,600.00	88,438.77	16,838.77	123.52%	79,471.76	88,438.77	8,967.01
2-21-10-130-0000	Employer Statutory & Benefits Contributions	535,915.00	503,073.75	(32,841.25)	93.87%	487,090.36	503,073.75	15,983.39
2-21-10-210-0000	Commission Honorarium		3,400.00	3,400.00	0.00%		3,400.00	3,400.00
2-21-10-211-0000	Travel and Subsistence	20,050.00	19,889.89	(160.11)	99.20%	23,165.66	19,889.89	(3,275.77)
2-21-10-211-0001	Travel and Subsistence				0.00%	274.17		(274.17)
2-21-10-213-0000	Training - External	18,650.00	8,281.75	(10,368.25)	44.41%	18,315.29	8,281.75	(10,033.54)
2-21-10-214-0000	Memberships, Conferences, Registration Fees	11,000.00	5,290.55	(5,709.45)	48.10%	5,188.75	5,290.55	101.80
2-21-10-215-0000	Express, Cartage, Freight	2,850.00	2,116.72	(733.28)	74.27%	2,670.76	2,116.72	(554.04)
2-21-10-216-0000	Postage	1,300.00	901.54	(398.46)	69.35%	714.06	901.54	187.48
2-21-10-217-0001	Communications - Telephone Land Lines	14,400.00	12,480.10	(1,919.90)	86.67%	12,886.25	12,480.10	(406.15)
2-21-10-217-0002	Communications - Telephone Mobile	5,760.00	5,241.71	(518.29)	91.00%	5,296.62	5,241.71	(54.91)
2-21-10-217-0003	Communications - Data	4,675.00	3,080.38	(1,594.62)	65.89%	3,979.58	3,080.38	(899.20)
2-21-10-221-0000	Advertising, Promotion, Public Relations	5,600.00	2,586.68	(3,013.32)	46.19%	5,357.63	2,586.68	(2,770.95)
2-21-10-223-0000	Subscriptions and Publications	500.00	541.00	41.00	108.20%	780.00	541.00	(239.00)
2-21-10-232-0000	Professional Services - Legal	500.00	5,000.00	4,500.00	1000.00%	1,427.18	5,000.00	3,572.82
2-21-10-235-0000	Professional Services - Management	6,000.00	600.00	(5,400.00)	10.00%	1,250.00	600.00	(650.00)
2-21-10-236-0000	Professional Services - Information Technology		680.00	680.00	0.00%	9,725.00	680.00	(9,045.00)
2-21-10-238-0020	Professional Services - Veterinary Cat Control	15,000.00	16,396.66	1,396.66	109.31%	15,643.62	16,396.66	753.04
2-21-10-239-0000	Professional Services - Other	27,200.00	26,786.41	(413.59)	98.48%	24,498.00	26,786.41	2,288.41

Account	Description	2018	2018	Variance	Used	2017	2018	Variance
		Total	Actual			Actual	Actual	
		Budget	Annual			YTD	YTD	
2-21-10-252-0010	Contracted Repairs, Maintenance - Building	7,750.00	1,518.89	(6,231.11)	19.60%	16,009.00	1,518.89	(14,490.11)
2-21-10-252-0020	Contracted Repairs, Maintenance - Building Janitor	31,000.00	31,615.03	615.03	101.98%	31,105.04	31,615.03	509.99
2-21-10-253-0010	Contracted Repairs, Maintenance - M&E & Furnishing	9,500.00	7,372.45	(2,127.55)	77.60%	5,781.73	7,372.45	1,590.72
2-21-10-254-0010	Contracted Repairs, Maintenance - IT				0.00%	212.50		(212.50)
2-21-10-255-0010	Contracted Repairs, Maintenance - Vehicles	17,000.00	8,175.44	(8,824.56)	48.09%	10,697.74	8,175.44	(2,522.30)
2-21-10-256-0010	Contracted Repairs, Maintenance - Land Improvement		936.96	936.96	0.00%	936.96	936.96	
2-21-10-259-0010	Contracted Repairs, Maintenance - Other		220.00	220.00	0.00%	230.00	220.00	(10.00)
2-21-10-263-0000	Rental / Lease of Equipment & Furnishings	10,140.00	9,211.20	(928.80)	90.84%	9,801.30	9,211.20	(590.10)
2-21-10-265-0000	Rental / Lease of Vehicle	1,500.00	105.45	(1,394.55)	7.03%		105.45	105.45
2-21-10-271-0000	Licenses, Permits and Software Support	40,614.00	37,622.96	(2,991.04)	92.64%	24,148.89	37,622.96	13,474.07
2-21-10-274-0000	Insurance Premiums	24,550.00	19,198.68	(5,351.32)	78.20%	21,877.19	19,198.68	(2,678.51)
2-21-10-290-0000	Towing	1,500.00	100.00	(1,400.00)	6.67%	316.00	100.00	(216.00)
2-21-10-345-0000	Purchases from Provincial Agencies				0.00%	200.00		(200.00)
2-21-10-351-0000	Purchases from Local Government	76,000.00	75,222.00	(778.00)	98.98%	67,644.00	75,222.00	7,578.00
2-21-10-511-0000	Stationery, Office Supplies	13,800.00	14,757.75	957.75	106.94%	14,553.54	14,757.75	204.21
2-21-10-512-0000	Clothing & Boots	15,000.00	9,606.78	(5,393.22)	64.05%	13,008.15	9,606.78	(3,401.37)
2-21-10-513-0000	Janitorial Supplies	3,400.00	734.42	(2,665.58)	21.60%	1,300.19	734.42	(565.77)
2-21-10-515-0000	Catered or Purchased Foods	2,000.00	1,069.39	(930.61)	53.47%	2,003.64	1,069.39	(934.25)
2-21-10-516-0000	Pharmaceutical & First Aid	1,100.00	1,045.16	(54.84)	95.01%	527.71	1,045.16	517.45
2-21-10-517-0000	Promotional Materials	1,000.00	1,171.55	171.55	117.16%	894.24	1,171.55	277.31
2-21-10-519-0000	General Goods and Supplies - Other	1,600.00	636.11	(963.89)	39.76%	229.43	636.11	406.68
2-21-10-521-0000	Gas, Oil, Antifreeze, Etc.	36,000.00	36,343.96	343.96	100.96%	28,602.03	36,343.96	7,741.93
2-21-10-522-0000	Tires & Batteries	7,000.00	2,455.68	(4,544.32)	35.08%	3,183.86	2,455.68	(728.18)
2-21-10-523-0000	Machine & Equipment Parts	1,500.00	1,602.44	102.44	106.83%	420.18	1,602.44	1,182.26
2-21-10-523-0010	Vehicle Parts		177.04	177.04	0.00%	277.41	177.04	(100.37)
2-21-10-523-0020	Building Furnishings & Supplies	5,000.00	8,076.87	3,076.87	161.54%	8,288.60	8,076.87	(211.73)
2-21-10-523-0030	Computer Equipment & Supplies	1,000.00	2,314.60	1,314.60	231.46%	9.99	2,314.60	2,304.61
2-21-10-524-0000	Small Equipment and Tools	29,700.00	16,291.49	(13,408.51)	54.85%	24,128.88	16,291.49	(7,837.39)
2-21-10-525-0000	Safety Equipment and Supplies		12.95	12.95	0.00%		12.95	12.95
2-21-10-531-0000	Chemicals, Salt, Etc.				0.00%	8.49		(8.49)
2-21-10-532-0000	Ground Materials and Fertilizer		219.90	219.90	0.00%		219.90	219.90
2-21-10-538-0000	Building, Plumbing and Electrical Supplies	2,500.00	850.99	(1,649.01)	34.04%	3,463.41	850.99	(2,612.42)
2-21-10-543-0000	Natural Gas	4,400.00	4,711.10	311.10	107.07%	4,397.19	4,711.10	313.91
2-21-10-544-0000	Electricity	19,700.00	21,126.28	1,426.28	107.24%	19,518.19	21,126.28	1,608.09
2-21-10-680-0000	Loss (Gain) on Disposal of Capital Assets		(9,404.95)	(9,404.95)	0.00%	(6,120.00)	(9,404.95)	(3,284.95)
2-21-10-690-0000	Amortization	190,001.00	194,962.04	4,961.04	102.61%	203,894.00	194,962.04	(8,931.96)
2-21-10-813-0000	Bank Charges		966.64	966.64	0.00%	965.15	966.64	1.49
2-21-10-817-0000	Cancellation of Uncollectable Accounts				0.00%	150.00		(150.00)
2-21-10-940-0000	Contributions to Capital Fund	115,600.00	121,384.00	5,784.00	105.00%	115,600.00	121,384.00	5,784.00
	Total Expenditures	3,777,862.00	3,564,873.73	(212,988.27)	94.36%	3,433,265.91	3,564,873.73	131,607.82
	Net Operating	2,557,946.00	2,412,335.71	(145,610.29)	94.31%	2,255,964.70	2,412,335.71	156,371.01





## Taber Municipal Police Commission Request for Decision

**Meeting Date:** April 17, 2019

**Subject:**

Public Complaints Director Report

**Recommendation:**

The Taber Municipal Police Commission accepts the Public Complaints Director (PCD) report for information purposes.

**Background:**

The Public Complaints Director Report is supplied for Commission information. In most cases, this communication is provided simply as information to the Commission and no comment is needed. In some cases, though, the Commission may wish to seek clarification on the matter from its administration or from the originator of the communication, or even to challenge the matter through Commission discussion. Placing the communication on the Commission's agenda allows these opportunities.

**Legislation / Authority:**

The Police Act, Section 28.1(3)(g)

Taber Municipal Police Commission Policy Manual Section 2.9,(5)

**Strategic Plan Alignment:**

Define & Practice Good Governance

**Financial Implication:**

None

**Service Level / Staff Resource Implication:**

N/A

**Justification:**

N/A



**Alternative(s):**

The Commission could seek clarification on any of the matters from the PCD

Attachment(s): PCD Report March 2019

**APPROVALS:**

**Originated By:**

Allen Herbst

**Chief Administrative Officer (CAO) or Designate:** \_\_\_\_\_

2019/04/01

Ken Holst  
Chair  
Taber Municipal Police Commission

Re: Public Complaints Director Monthly Report for March 2019.

Dear Chair Holst,

This letter is to report that there have been no new public complaints reported to me in 2019.

The Chief of Police is currently working through one public complaint that is being investigated by an outside agency and I await his report in due course.

On April 12, 2019, the LERB will hear an appeal of the decision of Chief Abela in relation to a public complaint. There will be more detail to follow, once they have made a ruling.

Sincerely,

Allen Herbst  
Public Complaint Director  
Taber Municipal Police Commission



## Taber Municipal Police Commission Request for Decision

**Meeting Date:** April 17, 2019

**Subject:**

Chief of Police Report to the Commission

**Recommendation:**

The Taber Municipal Police Commission accepts the Chief of Police, and Community Standards Report for information purposes.

**Background:**

This Department Report (s) is supplied for Commission information. In most cases, this communication is provided simply as information to the Commission and no comment is needed. In some cases, though, the Commission may wish to seek clarification on the matter from its administration or from the originator of the communication, or even to challenge the matter through Commission discussion. Placing the communication on the Commission's agenda allows these opportunities.

**Legislation / Authority:**

The Police Act, Section 32(1)

**Strategic Plan Alignment:**

Continue the growth of Taber as a healthy and safe community  
Maintain locally based, public safety oriented police service, and locally-based emergency services

**Financial Implication:**

N/A

**Service Level / Staff Resource Implication:**

Not at this time

**Justification:**

To keep the Commission informed of departmental happenings.



**Alternative(s):**

The Commission could seek clarification on any of the matters from Administration or the Chief.

Attachment(s): Chief of Police Report March 2019  
Community Standards Report March 2019

**APPROVALS:**

**Originated By:**  
Graham Abela

**Chief Administrative Officer (CAO) or Designate:** \_\_\_\_\_

# Taber Municipal Police Commission Report

March 2019

The report is broken into our three functions of police, dispatch and the Community Standards Unit, followed by a section on budget, police complaints, crime analyses, etc., strategic planning, and other. In each of these functions there is information for you. Some of the slots may be empty, but next month perhaps not.

## Police

### *Community Involvement:*

- Sr. Cst. Champagne attended the cultural awareness training at the Community Centre.
- Chief Abela was a soup judge at Avail's yearly soup competition.

### *Training:*

- Sr. Cst. Vowles completed his ISEP 400 training.
- 6 of our members have received PPCT training for our police officers.
- Cst. Nedokus completed the ISEP 200 training.
- Sr. Cst. Johnson has been spending some time in Lethbridge assisting with the cadet program training as a firearms expert.

### *Equipment:*

- We are painting the bullpen and area upstairs at the police station.
- We have some end points for our console that we will need to purchase for the console to be complete. This is around \$23,000. This will have to be done before the MD of Taber Fire Departments move over to AFFRCS.
- Our new car is in and is being fitted with all of the police equipment required for the car.
- Air conditioner for our radio room has been ordered and will be installed once it is here.
- On April 16 our upgrade to our fire alarm will be installed within the station.

*Operational:*

- The Town of Taber Council has approved land for use for the animal shelter. I am now in the process of working with the other Town departments to put this together. Engineered drawings are being created and input has been sought from stakeholders on the facility. More to come.

*Personnel:*

- No changes

*Policy:*

**Communications/911**

*Equipment:*

*Personnel:*

- No changes

*Training:*

- Danika completed the Emergency Police Dispatch certification and is almost finished field training.

*Operational:*

**Strategic Plan**

Please see the attached update in its own RFD.

## Community Standards Unit

Please see attached reports;

### Crime Trend Analysis/Chairs Report/Benchmarking

<b>CHAIR'S REPORT</b>				
<b>March</b>	<b>TOTAL 2019 YTD</b>	<b>Comparison 2018 YTD</b>	<b>% Difference</b>	<b>Comparison 2018 Dec 31</b>
<b>TRAFFIC</b>				
- Impaired Operation/Related Offences	10	12	-17%	51
- Dangerous Operation of Motor Vehicle	2	0	200%	2
- Traffic collisions	27	46	-41%	146
- Other criminal code	0	0	0%	2
- Provincial Traffic Offences	404	396	2%	1965
<b>LIQUOR ACT</b>				
	20	23	-13%	131
<b>OTHER CRIMINAL CODE</b>				
- Other criminal code	62	61	2%	260
- Offensive weapons	2	3	-33%	12
- Corruption (Public Mischief)	2	1	100%	10
<b>DRUG ENFORCEMENT</b>				
- Trafficking	5	0	500%	10
- Possession	8	12	-33%	54
- Other	4	5	-20%	13
<b>CRIMES AGAINST A PERSON</b>				
- Sexual offences	1	3	-67%	10
- Robbery/Extortion/Harassment/Threats	12	32	-63%	116
- Offences - Death Related or Endangering Life	0	0	0%	1
- Kidnapping/Hostage/Abduction	2	0	200%	4
- Assaults	10	16	-38%	95
<b>CRIMES AGAINST PROPERTY</b>				
- Theft under \$5000	35	30	17%	178
- Theft over \$5000	6	7	-14%	31
- Possession of Stolen Goods	10	5	100%	22
- Fraud	4	11	-64%	38
- Break and Enter	4	4	0%	30
- Arson	0	0	0%	1
- Mischief	32	23	39%	130
<b>BYLAW</b>				
- Traffic	8	8	0%	48
- Other (non-traffic calls)	78	90	-13%	499

**Analyses:** No analysis this report.



## 911 Report

### 911 Communications:

NFPA Standards require that ninety-five percent of alarms received on emergency lines shall be answered within 15 seconds, and 99 percent of alarms shall be answered within 40 seconds.

Mar-19	Total Call Answered	Answered within 15 sec		Answered Within 40 Sec		Answered After 40 Sec		Total Abandoned Calls
		Calls	%	Calls	%	Calls	%	
Taber Police Service	255	247	96.9	254	99.6	1	0.4	67
Taber Police Service back up lines	5	5	100	5	100	0	0	
*average answer time is 10.3 seconds - currently longer because we have the old phone ringing first								
*average answer time is 5 seconds - back up lines								
Type of calls	% of calls							
Residential (landline)	12.9%							
Business (landline)	10.2%							
Wireless	72.2%							
Non 9-1-1 (transfers)	0.8%							
Text 9-1-1 (tests)	1.2%							
Type of calls - back up lines	% of calls							
Business (landline)	100.0%							

## Police Complaints

### Monthly Allegations By Allegation -- March 2019

Allegation	Month	YTD 2019	YTD 2018	% change
Breach: a(i) Divulge Confidential Information	0	0	0	0%
Deceit: d(i) Utter/Sign False Statement (Willful or Negligent) in an Official Document/Record	0	0	2	-200%
Deceit: d(ii) Willful or Negligent False Statement Re: Official Duties	0	0	2	-200%
Deceit: d(iii) (A) Destroy/Conceal Records w. no lawful excuse	0	0	1	-100%
Deceit: d(iii) (B) Alter or Erase Records w. no lawful excuse	0	0	1	-100%
Discreditable: e(i) (A) Contravene Act Parliament	0	0	0	0%

Discreditable: e(vii) Differentially Apply Law	0	0	0	0%
Insubordination: g(ii) Breach Policy/Order/Directive	0	0	1	-100%
Neglect Duty: h(i) Fail to Promptly/Diligently Perform Duty	0	0	5	-500%
UUEA: i(i) Unlawful/Unnecessary Exercise of Authority	0	0	1	-100%

Report date range criteria: Incidents received between 2019/03/01 and 2019/03/31

Report count criteria: By allegations linked to incidents.

Report name: Monthly allegation tally

Report run on: Apr 01, 2019 at 14:24 by Chief Graham Abela

**Community Standards Unit**  
**Monthly Report**

**Report for March, 2019**

## Community Standards Unit Monthly Report- March, 2019

During the month of March, 2019, there were 20 Bylaw related calls for service. These 20 complaints included three complaints of dogs running at large, five calls regarding animal concerns, three parking complaints, two concerns for waste bin usage, two found property calls, two requests to borrow traps, and one call for an unsightly premises.

Two parking complaints were remedied by speaking to the owners of the vehicles and having them moved. One parking complaint resulted in no violation taking place. Information was provided to the caller.

Two bicycles, believed to be abandoned, were placed in our bicycle compound. Neither bike was reported as missing or stolen.

One of the three dogs that were running at large, was impounded at the Animal Control Facility. The other two were returned to their owners. Although the injuries were superficial, one owner was issued two violation tickets under the Dog Control Bylaw for the dog being at large and biting a person.

One of the animal calls was in regards to deer that appeared to be confused and unable to find its way out of a green space. The deer managed to find its way out on its own. Another call was a citizen who was concerned about some baited cat traps that were located on Town property. Officers confirmed the traps belonged to the Trap-Neuter-Return coordinator who was working on trapping some stray cats in the area. The trapped cats will be vetted and relocated, or adopted out as pets.

A notice was issued to a property that required some clean up. The notice was complied with and the items in question were disposed of.

Two calls were in regards to improper usage of waste collection carts. The issues were remedied by speaking to the owners of properties with the troublesome carts and information was provided.

Two traps were lent out to residents. One skunk was caught and relocated.

CSU Monthly Stats – 2018	Jan	Feb	Mar	2019
Calls for Service	27	24	20	71
Municipal Bylaw – Other	0	1	2	3
Bylaw Parking Offences	1	1	2	4
Items Lost and Found	5	3	2	10
Bylaw – Traffic	0	0	0	0
Provincial Moving/Non-Moving	8	4	5	17
Total Notices issued	4	12	1	17



## Taber Municipal Police Commission Request for Decision

**Meeting Date:** April 17, 2019

**Subject:**

Commission Member Reports (Verbal)

**Recommendation:**

The Taber Municipal Police Commission accepts the Commission Member Reports for information.

**Background:**

Updates are provided verbally to inform the Commission of individual Commission-related activity. This could come in the form of meeting attendance and activity intended to strengthen the Commission's reputation and visibility.

**Legislation / Authority:**

MGA, Section 207(c)

**Strategic Plan Alignment:**

No Strong Alignment.

**Financial Implication:**

N/A

**Service Level / Staff Resource Implication:**

The service level will remain status quo.

**Justification:**

To keep all of the Commission informed of activity.

**Alternative(s):**

The Commission could seek clarification on any of the matters.



Attachment(s): None.

**APPROVALS:**

**Originated By:**  
Raeanne Keer

**Chief Administrative Officer (CAO) or Designate:** \_\_\_\_\_