



AGENDA

REGULAR MEETING OF THE TABER MUNICIPAL POLICE COMMISSION OF THE TOWN OF TABER, TO BE HELD IN THE COUNCIL CHAMBERS, ADMINISTRATION BUILDING, ON WEDNESDAY, MAY 17, 2023 AT 4:30 PM.

MOTION

1. CALL TO ORDER

2. ADOPTION OF THE AGENDA

X

3. ADOPTION OF THE MINUTES

ITEM No.3.1 Minutes of the Regular Meeting of Taber Municipal Police Commission: **X**
April 19, 2023

4. BUSINESS ARISING FROM MINUTES

5. ACTION ITEMS

ITEM No.5.1 Chief of Police Report to the Commission
ITEM No.5.2 Crime Analysis 2022
ITEM No.5.3 Taber Municipal Police Commission Financial Information
ITEM No.5.4 Public Complaints Director Report
ITEM No.5.5 Commission Member Reports (Verbal)
ITEM No.5.6 Commission Action Plan Listing

6. DELEGATIONS

7. MEDIA INQUIRIES

8. CLOSED SESSION

X

ITEM No.8.1 Siaya Taber Police Service Exchange

9. OPEN SESSION

X

10 CLOSE OF MEETING

X



Taber Municipal Police Commission Request for Decision

Meeting Date: 5/17/2023

Subject:

Minutes of the Regular Meeting of Taber Municipal Police Commission: April 19, 2023

Recommendation:

The Taber Municipal Police Commission adopts the minutes of the Regular Meeting held on April 19, 2023, as presented.

Background:

N/A

Legislation / Authority:

Municipal Government Act, Section 208(1)(a)(c)

Strategic Plan Alignment:

N/A

Financial Implication:

N/A

Service Level / Staff Resource Implication:

N/A

Justification:

Approval of minutes is in accordance with the Municipal Government Act, Section 208.



Alternative(s):

That the Taber Municipal Police Commission adopts the Minutes of the Regular Meeting held on April 19, 2023, as amended.

Attachment(s): Draft Minutes - April 19, 2023 Taber Municipal Police Commission

APPROVALS:

Originated By:

Tenille Miller

Police Commission Chair or Designate: _____

MINUTES OF THE REGULAR MEETING OF THE TABER MUNICIPAL POLICE COMMISSION OF THE TOWN OF TABER, IN THE PROVINCE OF ALBERTA, HELD IN THE COUNCIL CHAMBERS, ADMINISTRATION BUILDING, ON WEDNESDAY, APRIL 19, 2023, AT 4:30 PM.

Chairperson

John MacDonald

Members

Wendi Chisholm
James Clements
Carly Firth
Daniel Remfert
Ferris Zaugg

Staff

Inspector Dave Gyepesi

Secretary

Tenille Miller

CALL TO ORDER

Chair, J. MacDonald welcomed members and called the meeting to order at 4:30 PM. J. MacDonald also thanked Inspector D. Gyepesi for attending today's meeting in the absence of Chief G. Abela.

ADOPTION OF THE AGENDA

RES. 30/2023

MOVED by D. Remfert that the Taber Municipal Police Commission adopts the agenda as presented.

CARRIED UNANIMOUSLY

ADOPTION OF THE MINUTES

Minutes of the Regular Meeting of Taber Municipal Police Commission: March 22, 2023

RES. 31/2023 MOVED by D. Remfert that the Taber Municipal Police Commission adopts the minutes of the Regular Meeting held on March 22, 2023, as presented.

CARRIED UNANIMOUSLY

BUSINESS ARISING FROM MINUTES

None.

DRAFT

ACTION ITEMS

Chief of Police Report to the Commission

Inspector D. Gyepesi shared the following highlights from the Chief's Report:

- The Community Justice Awards took place on March 31st and was a very successful event.
- The Policeman's Ball will be taking place on April 22nd.
- Taber Police Services recently had our Crown Prosecutor on a ride along. This was a great opportunity for her to see what members are dealing with on a daily basis.
- Constable Nguyen recently completed a train-the-trainer program for VTRA (Violence Threat Risk Assessment). He can now train school administrators and members.
- A couple of members also recently completed training to draft search warrants.

Ferris Zaugg entered the meeting at 4:37 pm.

- Taber Police Services currently has two new recruits attending training through the Lethbridge Police Service Academy. And there will also be a new officer starting on April 11th this individual will be working in the Community Standards Unit.
- There are also three new Communications Operators that are undergoing training.

Barry Clements entered the meeting at 4:47 pm.

Commission made no motion at this time.

ACTION ITEMS – CONT'D

2022 Annual Street Check Review

Inspector D. Gyepesi shared information regarding regarding why a street check might be done and how the information is collected and stored. Commission reviewed the 2022 Street Check statistics. This report will also be forwarded to the Ministry.

Commission made no motion at this time.

Taber Municipal Police Commission Financial Information

Inspector D. Gyepesi reviewed the following financial statements with Commission members for information:

- Operating Variance – December 31, 2022 – Final
- Operating Variance – January 31, 2023 – Final
- Operating Variance – February 28, 2023 – Final
- Operating Variance – March 31, 2023 - Interim

Commission made no motion at this time.

Public Complaints Director Report

The report from the Public Complaints Director was reviewed for information. The Public Complaints Director indicated that there are current no complaints or issues being dealt with.

Commission made no motion at this time.

ACTION ITEMS – CONT'D

Commission Member Reports (Verbal)

W. Chisholm shared information regarding how attractive Taber is and that one of the reason's is because it has it's own police department.

Chair, J. MacDonald also shared that he recently participated in a Chair roundtable with AAPG. He noted that he has been contacted by other commissions/departments requesting information on our processes, policies, procedures, etc. Chair, J. MacDonald commented that he feels our Commission is doing great work and has been very proactive in the work that is being done.

Commission made no motion at this time.

Commission Action Plan Listing

Chair, J. MacDonald reviewed items from the Commission Action Plan for information.

- The upcoming Strategic Planning Session is scheduled for May 15th at 5:00 pm.
- The following members have been signed up to attend the upcoming AAPG Conference in Rocky Mountain House: Barry Clements and John McDonald.
- The Chief Evaluation Subcommittee will meet on May 27th at 3:00 pm.
- A subcommittee was developed to complete an evaluation for the Public Complaint Director. Members participating will be D. Remfert and Chair, J. MacDonald.
- A subcommtitee was developed to complete an evaluation for the Commission Secretary eval. Membership participating will be Councillor, C. Firth, D. Remfert, and W. Chisholm.

DELEGATIONS

None.

MEDIA INQUIRIES

None.

CLOSE OF MEETING

As there were no further items for review the meeting was closed.

RES. 32/2023 MOVED by W. Chisholm that the Regular Meeting of the Taber Municipal Police Commission is hereby closed.

CARRIED UNANIMOUSLY AT 5:16 P.M

CHAIR

SECRETARY



Taber Municipal Police Commission Request for Decision

Meeting Date: 5/17/2023

Subject:

Chief of Police Report to the Commission

Recommendation:

No motion required.

Background:

This Department Report (s) is supplied for Commission information. In most cases, this communication is provided simply as information to the Commission and no comment is needed. In some cases, though, the Commission may wish to seek clarification on the matter from its administration or from the originator of the communication, or even to challenge the matter through Commission discussion. Placing the communication on the Commission's agenda allows these opportunities.

Legislation / Authority:

The Police Act, Section 32(1)

Strategic Plan Alignment:

Continue the growth of Taber as a healthy and safe community

Maintain locally based, public safety-oriented police service, and locally-based emergency services

Financial Implication:

N/A

Service Level / Staff Resource Implication:

Not at this time



Justification:

To keep the Commission informed of departmental happenings.

Alternative(s):

The Commission could seek clarification on any of the matters from Administration or the Chief.

Attachment(s): Chief of Police report April 2023 (open)
RCSU Report April 2023
CDSA Changes
Fed Crown Desk Book

APPROVALS:

Originated By:
Graham Abela

Police Commission Chair or Designate: _____

Taber Municipal Police Commission Report

April 2023

The report is broken into our three functions of police, dispatch, and the Community Standards Unit, followed by a section on budget, police complaints, crime analyses, etc., strategic planning, and other. In each of these functions, there is information for you. Some of the slots may be empty, but next month perhaps not.

Police

Community Involvement:

- Taber Police did host the Ministry of Justice and the Ministry of Public Safety and Emergency Services Crime Prevention Awards on March 31, 2023, in Taber. Thanks to the members of the Commission, Council, and Administration for attending. From all accounts it was a great event. I want to thank the Taber Police Officers, RMS Nguyen, our new Pipe Major Chris Ward, Cst.'s Motz and Neufeld for providing the honour guard and Sgt, Meggison for his work.
- Chief Abela and Mr. Orwa did attend Siaya in Kenya and delivered 400 pairs of shoes to three different schools in Bondo Town and area in Siaya. Chief Abela did send a report and thanks to the people and organizations that donated. Humbling experience for sure.

We also handed out 70 soccer balls to schools in the area of Siaya, the smiles on the faces of those kids were incredible.

- Taber Police assisted with the Easter Egg Hunt at the Centennial Park. Cst. Evanson and our Auxiliary Police.
- Cst. Boychuk attended the DQ Blizzard Day events.
- Cst. Brevik attended and was an honour guard at the Taber Sports Hall of Fame banquet.

Training:

- Cst. Schneider and Cst. Brevik attended the ISEP 300 search warrant drafting course in Edmonton.
- Several constables undertook red dot transition training. (Firearms optics)
- All police officers were registered in Trauma Informed Approach to Policing course. (Online)
- Sr. Cst. Vowles attended to Parliament on behalf of the Alberta Federation of Police Associations to lobby for important police reform issues with the government.

Equipment:

- No purchases made this past month.

Operational:

- We are still waiting on the Village of Barnwell to appoint our officers as bylaw officers to undertake services in that Village with our Community Standards Unit.
- We have arrested and charged a Taber adult male with numerous property offences related to a spree of criminal activity this past few months. The Courts have also at this time remanded this person into custody. This should reduce the number of property offences occurring and is a good example of intelligence lead policing.

Personnel:

- Recruit Cobarrubias and Recruit Demers are doing well in police academy in Lethbridge.

Policy:

- We have been advised by the Federal Crown that due to changes in the Controlled Drugs and Substances Act, as well the Handbook for prosecutions, that simple possession of drugs is no longer prosecuted except for rare circumstances. I have attached the handbook and amendments for your review. Discussion – open letter to the community.

Public Complaints:

- There are no public complaints to report this month.

Communications

Equipment:

- Next generation 911 is delayed a few weeks due to Telus issues and testing. We are still on track to get this done.

Personnel:

Training:

Operational:

Policy:

Strategic Plan

No report this meeting.

Regional Community Standards Unit Report

Please see attached report.

Crime Trend Analysis/Chairs Report/Benchmarking

CHAIR'S REPORT

April

	TOTAL 2023 YTD	Comparison 2022 YTD	% Difference	Comparison 2022 Dec 31
TRAFFIC				
- Impaired Operation/Related Offences	7	7	0%	36
- Dangerous Operation of Motor Vehicle	1	0	100%	12
- Traffic collisions	37	35	6%	129
- Other criminal code	2	0	200%	3
- Provincial Traffic Offences	530	428	24%	1703
LIQUOR ACT	18	10	80%	52
OTHER CRIMINAL CODE				
- Other criminal code	62	52	19%	181
- Offensive weapons	2	1	100%	11
- Corruption (Public Mischief)	4	0	400%	7
DRUG ENFORCEMENT				
- Trafficking	5	4	25%	12
- Possession	3	3	0%	14
- Other	3	1	200%	3
CRIMES AGAINST A PERSON				
- Sexual offences	8	3	167%	11
- Robbery/Extortion/Harassment/Threats	17	26	-35%	68
- Offences - Death Related or Endangering Life	0	0	0%	2
- Kidnapping/Hostage/Abduction	0	1	-100%	4
- Assaults	19	20	-5%	78
CRIMES AGAINST PROPERTY				
- Theft under \$5000	38	17	124%	119
- Theft over \$5000	7	7	0%	20
- Possession of Stolen Goods	4	4	0%	16
- Fraud	11	13	-15%	43
- Break and Enter	20	18	11%	53
- Arson	0	0	0%	3
- Mischief	19	27	-30%	89
BYLAW				
- Traffic	7	2	250%	12
- Other (non-traffic calls)	160	117	37%	508

Analyses: In communication with other Chiefs of Police, similar trends have occurred in the province.

911 Report

911 Communications:

NFPA Standards require that ninety-five percent of alarms received on emergency lines shall be answered within 15 seconds, and 99 percent of alarms shall be answered within 40 seconds.

Apr-23	Total Call Answered	Answered within 15 sec		Answered Within 40 Sec		Answered After 40 Sec		Total Abandoned Calls
		Calls	%	Calls	%	Calls	%	
Taber Police Service	318	315	99.7	316	100	0	0	83
Taber Police Service back up lines	8	8	100	8	100	0	0	0
*average answer time is 5.5 seconds								
*average answer time is 4.8 seconds - back up lines								
Type of calls	% of calls							
Residential (landline)	13.6%							
Business (landline)	7.3%							
Wireless	73.1%							
Text 9-1-1 (tests)	0.3%							
Pay Phone	0.0%							
ALI/ANI fail	1.3%							
Wireless test call	0.0%							
Non 9-1-1	4.4%							
Type of calls - back up lines	% of calls							
Residential (landline)	0.0%							
Business (landline)	100.0%							
Wireless	0.0%							
Text 9-1-1 (tests)	0.0%							
Pay Phone	0.0%							
ALI/ANI fail	0.0%							
Wireless test call	0.0%							
Non 9-1-1	0.0%							

Police Complaints

No complaints this month.

Regional Community Standards Unit
Monthly Report

Report for April 2023

Regional Community Standards Unit Monthly Report- April 2023

During the month of April, 2023 there were 55 Bylaw related calls for service. These 55 complaints were compiled of 48 Town of Taber complaints, and 7 MD of Taber bylaw complaints. In total, 11 violation tickets were issued – 4 within the Town of Taber and 7 within the MD of Taber.

Town of Taber:

For the Town of Taber complaints, there were 17 dog at large complaints, 6 parking complaints, 2 lost property complaints, 4 animal complaints, 3 barking dog complaints, 8 waste removal complaints, 2 animal neglect complaints, 2 dog bite complaints and 2 nuisance property complaints:

- The dog at large complaints resulted almost all dogs being returned to their owners, with 1 being unclaimed - 1 violation ticket was issued for a dog a large;
- The parking complaints resulted in the owners being warned and then asked to have the vehicles removed as soon as possible;
- The lost property complaints resulted in 2 bikes being added to the bylaw compound;
- The 4 animal call complaints resulted in 1 cat being euthanized and the other's being injured or deceased animals with no foul play suspected;
- The barking dog complaints resulted in the owners being given a warning as it was a 1st offence;
- The waste removal complaints resulted in the owners being issued notices to comply or given verbal direction to have the garbage removed, with 1 complaint being unfounded;
- Both of the animal neglect complaints were investigated and found that neither animal was being neglected and had all necessities required;
- The dog bite complaints resulted in 1 owner being ticketed and the other owner having their dog deemed aggressive as per the bylaw;
- The nuisance property complaints resulted in notices being issued to the occupants of the residence;

In total for April 2023, 5 notices/orders to comply were issued to Town of Taber residents.

CSU Monthly Stats – 2022	Jan 2023	Feb 2023	Mar 2023	Apr 2023
Calls for Service	23	21	21	48
Municipal Bylaw – Other	19	16	13	35
Bylaw Parking Offences	4	2	3	3
Items Lost and Found	0	1	1	2
Assist General Public	0	0	0	0
Bylaw – Traffic	0	0	0	0
Provincial Moving/Non-Moving	0	7	17	5
Animal	0	0	2	3
Assist Patrols	4	2	2	0
Notices Issued	37	34	13	5

Municipal District of Taber:

For the MD of Taber, the 7 calls for service consisted of 5 dog at large complaints, and 1 barking dog complaint.

- For the dog at large calls, 3 were returned to the owner and resulted in violation tickets, while 2 were considered unclaimed;
- For the barking dog complaint, the owner was warned of the circumstances

In total, 7 violation tickets were issued in the Municipal District of Taber within the month of April

MD CSU Monthly Stats – 2022	January 2023	February 2023	March 2023	Apr 2023
Calls for Service	14	14	10	7
Municipal Bylaw – Other	14	13	10	7
Bylaw Parking Offences	0	0	0	0
Items Lost and Found	0	0	0	0
Assist General Public	0	0	0	0
Bylaw – Traffic	0	0	0	0
Provincial Moving/Non-Moving	0	5	12	7
Animal	0	1	0	0
Assist RCMP	0	0	0	0
Notices issued	0	4	0	0

PART I.1 Evidence-based Diversion Measures

Principles

Marginal note: Declaration of principles

10.1 The following principles apply in this Part:

- **(a)** problematic substance use should be addressed primarily as a health and social issue;
 - **(b)** interventions should be founded on evidence-based best practices and should aim to protect the health, dignity and human rights of individuals who use drugs and to reduce harm to those individuals, their families and their communities;
 - **(c)** criminal sanctions imposed in respect of the possession of drugs for personal use can increase the stigma associated with drug use and are not consistent with established public health evidence;
 - **(d)** interventions should address the root causes of problematic substance use, including by encouraging measures such as education, treatment, aftercare, rehabilitation and social reintegration; and
 - **(e)** judicial resources are more appropriately used in relation to offences that pose a risk to public safety.
- [2022, c. 15, s. 20](#)

Warnings and Referrals

Marginal note: Warnings and referrals

- **10.2 (1)** A peace officer shall, instead of laying an information against an individual alleged to have committed an offence under subsection 4(1), consider whether it would be preferable, having regard to the principles set out in section 10.1, to take no further action, to warn the individual or, with the consent of the individual, to refer the individual to a program or to an agency or other service provider in the community that may assist the individual.
 - **Marginal note: Subsequent charges not invalidated**
(2) The failure of a peace officer to consider the options set out in subsection (1) does not invalidate any subsequent charges laid against the individual for the offence.
- [2022, c. 15, s. 20](#)

Marginal note: Prosecution — limits

10.3 A prosecution may be commenced or continued against an individual alleged to have committed an offence under subsection 4(1) only if, having regard to the principles

set out in section 10.1, the prosecutor is of the opinion that the use of a warning or referral under section 10.2, or of *alternative measures* as defined in section 716 of the [Criminal Code](#), is not appropriate, and a prosecution is appropriate in the circumstances.

- [2022, c. 15, s. 20](#)

5.13 Prosecution of Possession of Controlled Substances Contrary to s. 4(1) of the *Controlled Drugs and Substances Act*. Excerpt from the *Prosecutorial handbook*.

1. Purpose

The following provides guidelines to prosecutors in determining the appropriate approach to the prosecution of the possession of a controlled substance contrary to s. 4(1) of the *Controlled Drugs and Substances Act* (the “CDSA”).

2. Context

The purpose of the guideline is to articulate a principled prosecutorial litigation approach to the well-documented realities about the health impact of substance use while acknowledging that certain drug use may present particular public safety concerns, particularly when associated with other criminal conduct. The prosecution directives contained in the PPSC Deskbook already take into account health and public safety concerns in the assessment of the public interest in initiation, continuation and disposition of all charges, including simple possession under section 4(1) of the CDSA.

The approach set out in this guideline directs prosecutors to focus upon the most serious cases raising public safety concerns for prosecution and to otherwise pursue suitable alternative measures and diversion from the criminal justice system for simple possession cases.

The approach reflects the multiple tools Parliament has created, and prosecutorial policies incorporated over time. These include Drug Treatment Courts, alternative measures as well as judicial referral hearings.

It also reflects three realities: (i) substance use has a significant health component; (ii) in addition to the personal health component, substance use may be associated with conduct that poses separate serious public safety concerns requiring a criminal enforcement component; and, (iii) simple possession may result in a criminal record as well as a fine or a short period of incarceration. Criminal sanctions, as a primary response, have a limited effectiveness as (i) specific or general deterrents and (ii) as a means of addressing the public safety concerns when considering the harmful effects of criminal records and short periods of incarceration.

When public safety concerns arise from the substance use, it is often associated with other criminality, such as weapons possession and the threat of or commission of violent crime. Consideration must be given as to whether the public safety concerns associated with the substance use are more readily addressed through the prosecution of the other criminal activity.

3. Applicable Principles

PPSC prosecutors will be guided by the following principles:

1. Resort to a criminal prosecution of the possession of a controlled substance contrary to s. 4(1) CDSA should generally be reserved for the most serious manifestations of the offence (described in paragraph 3 below).

2. In all instances, alternatives to prosecution should be considered unless they are inadequate to address the concerns related to the conduct, including in the following circumstances:
 - a. The possession relates to a substance use disorder. In particular, alternatives to prosecution should be pursued where the offender is enrolled in a drug treatment court program or a course of treatment provided under the supervision of a health professional, including those involving Indigenous culture-based programming, peer counselling, and abstinence-based recovery centres;
 - b. The offender's conduct arises from a violation of a bail condition and can be addressed adequately through a judicial referral hearing;
 - c. The offender's conduct can be adequately addressed through an approved alternative measure or a measure that is consistent with the principles contained in [Chapter 3.8](#) of the PPSC Deskbook governing alternative measures;
 - d. The offender is an Indigenous person and their conduct can be addressed through an Indigenous restorative justice response; or
 - e. The offender's conduct can be addressed through a restorative justice response.
3. The following areas of concern will generally be considered to be the most serious manifestations of the harms justifying a criminal prosecution response:
 - a. Conduct that poses a risk to the safety or well-being of children or young persons, including simple possession:
 - i. committed in the vicinity of places frequented by children or young persons;
 - ii. committed by a person who is in a position of trust or statutory authority in respect of children or young persons;
 - b. Conduct that puts at risk the health or safety of others, including simple possession associated with impairment from substance use while preparing to drive, being responsible for supervision of a person driving, or driving a motor vehicle, operating machinery, possession of a weapon, or performing an activity posing a risk to public health or safety;
 - c. Conduct that poses a heightened risk to a community's efforts to address consumption of controlled substances in accordance with its own community approaches. This concern is often present in relation to isolated or remote communities;
 - d. Conduct where there is a factually grounded basis to associate it with another offence contrary to the CDSA, including cultivation, production, harvesting, trafficking or possession for the purpose of trafficking, obtaining a prescription substance for the purpose of trafficking or the use of others, or importation of a controlled substance (for commercial gain) or another *Criminal Code* offence;

- e. Conduct in breach of the rules of a regulated setting such as a custodial facility, jail or penitentiary;
- f. Conduct committed by a peace officer or public officer, where it is relevant to the discharge of their duties.

4. Conclusion

Some regional flexibility will be permitted to reflect the different severities of the underlying situation being addressed, availability of health-based responses and the state of the consultative process with partners. Chief Federal Prosecutors (CFPs), Deputy Chief Federal Prosecutors (DCFPs) and General Counsel, Legal Operations (GCLOs) should undertake discussions with the police, provincial prosecution services and health care providers in order to assist with the establishment of the specific regional practices. [Footnote1](#) Chief Federal Prosecutors (CFPs) must consult with Deputy Directors in respect of any flexibility required to implement this guideline following those consultations.



Taber Municipal Police Commission Request for Decision

Meeting Date: 5/17/2023

Subject:

Crime Analysis 2022

Recommendation:

No motion required

Background:

The 2021 Crime Analysis Report is provided for Commission information. In most cases, this communication is provided simply as information to the Commission and no comment is needed. In some cases, though, the Commission may wish to seek clarification on the matter from its administration or from the originator of the communication, or even to challenge the matter through Commission discussion. Placing the communication on the Commission's agenda allows these opportunities.

This report meets the requirements of the Alberta Policing Standards.

Legislation / Authority:

The Police Act, Section 32(1)

Strategic Plan Alignment:

Community Safety Priorities

There are three areas where community safety is a priority

1. Public: the public deserve to feel safe in their homes and in the community.
2. Property: people should feel confident that their property is safe and secure from vandalism and theft
3. Police: police officers should be well trained and equipped to reasonably respond to threats against their person or those in community who chose to harm others or themselves.



Financial Implication:

N/A

Service Level / Staff Resource Implication:

None

Justification:

To keep the Commission informed of departmental happenings.

Alternative(s):

The Commission could seek clarification on any of the matters from Administration or the Chief.

Attachment(s): 2022 Taber Police Service Crime Analysis

APPROVALS:

Originated By:
Graham Abela

Police Commission Chair or Designate: _____



Crime Analysis

Taber Police Service

2022

By: Sergeant Steve Meggison

and

Arlene Wong, Administrative Assistant

INTRODUCTION

As a means of providing the context for this crime analyses, a brief overview of the Town of Taber and the Taber Police is provided below. As Taber is growing slowly, the context and makeup of the community does not frequently change and, as a result, provides an excellent base from which to conduct crime analysis.

The Taber Police Service has served the Town of Taber as its police service since 1904. The Town of Taber is situated geographically 52 kilometers east of Lethbridge, Alberta and 100 kilometers north of the Montana Alberta border. Taber acts as a regional hub for the residents within the M.D. of Taber; however, Taber itself has a population of 9212 people according to the 2022 Alberta.ca Regional Dashboard.

The Taber Police Service is an organization that is governed by the Taber Municipal Police Commission. The Police Act (2000) states that a police commission shall,

“Oversee the police service and for that purpose shall do the following:

- A) allocate funds that are provided by the council;
- B) establish policies providing for the efficient and effective policing;
- C) issue instructions, as necessary, to the chief of police in respect to the policies referred to in clause (b);
- D) ensure that sufficient persons are employed for the police service for the purpose of carrying out the functions of the police service.” (p.22)

The Taber Police has three core functions: the provision of Policing Services, Public Safety Dispatch and Support, and Community Support. In the Public Safety Dispatch area, our regional E911 communications center receives calls for service from the citizens of the Town of Taber and the M.D of Taber, they dispatch the Taber Police and local and regional fire services, and they forward ambulance calls to the Alberta Health Services Southern Communication Centre based out of Calgary. As well, they forward police calls for service to the RCMP when the incident is not within the Town of Taber. Communication Operators are also responsible for the monitoring of five Community Peace Officer programs throughout Alberta, as well as call taking/monitoring and dispatching for one Community Peace Officer program and for a private security company. Taber Police Service Communications Operators' responsibilities do not end with the dispatch function. Their responsibilities also include administrative support of Taber Police members through file creation, court/release document preparation and data information gathering to name a few.

As part of the policing service's function, we provide 24/7 policing to the Town of Taber. Included in that is the Regional Community Standards Unit (CSU), which services the bylaw enforcement needs of the community. As of October 2022, the CSU entered into a partnership with the Municipal District of Taber to provide bylaw enforcement to the M.D., including the hamlets of Enchant, Grassy Lake and Hays. The CSU will expand to two full-time Police Constables and two full-time bylaw students during the summer.

As of 2022, the authorized strength of the Taber Police Service is 19 police officers. The Province of Alberta funds one of these police officer positions; one

member is funded through and seconded to ALERT. There are currently 2 Auxiliary Police officers, 5 full-time and 3 part-time (Casual) Communication Operators, 1 Public Security Communication Manager, 1 administrative support position, 3 part-time casual prisoner guards and a large volunteer complement.

In terms of the community support function, the Taber Police Service works with various community agencies and volunteers to support the community as a whole.

Osborne (2001) wrote, “analysis is necessary to understand the scope of a problem and to be certain the problem is actually a problem. Sometimes crime and public disorder issues are public perception or a misinterpretation or under-analysis of statistics and do not exist in reality. Some problems, which are not so noticeable, are actually severe and have a strong negative impact on the community.” (p. 23). This quote speaks to the importance of conducting regular statistical analysis of crime in order to confirm or refute whether issues exist concerning crime in a particular area. The Alberta police standards require that each police service conduct a yearly crime analysis.

2022 marks the sixteenth year that the Taber Police Service is conducting a yearly crime analysis. This exercise will allow us to advise our stakeholders of current crime trends observed within the Town of Taber and it allows us to intelligently deploy our resources. It should also be noted that the Taber Police Service executive closely watches for trends of criminal activity that may be occurring within our community. These trends are examined in our police reports to the Commission. Our small size allows us to be fluid and adaptable to community concerns and, as such, the utilization of crime analyses, from a purely statistical and academic point of view, has less efficacy

than crime analyses within a larger police service that have more resources available to be deployed to address any identified issues.

RESEARCH METHODS

In order to gather the data used in this analysis an anecdotal review of the crime stats reported to Statistics Canada through the Police Reporting and Occurrence System (PROS) was conducted. In each case, the reports of crime were tallied and have been displayed both numerically and by chart. We utilized a 5-year window and gathered the data through manual searches of the databases. The date range for the data commenced January 1 of the given year and was terminated December 31 of that same year. The total reports of crime were tabulated and were compared against the previous years' numbers. As with all data, there is much speculation as to whether or not reports of crime are a determinant of actual crime within a given community. Although not infallible, we believe that given the time period specified and the scrutiny that is involved with inputting the data into our records management systems that, although we can't ensure accuracy, we believe the results are an actual reflection of the occurrences of reported crime within our community and, as such, can be used as a means of making educated guesses to help improve upon policing practices within our community.

RESULTS

The reports of crime can be broken down into five categories; Offences Against the Person, Property Offences, Other Criminal Code offences, Drug Offences and

Provincial Acts. All information gathered from this report can be found in the data obtained from the following table:

	<u>2018</u>	<u>2019</u>	<u>2020</u>	<u>2021</u>	<u>2022</u>	<u>% Of Difference 2021 to 2022</u>
OFFENCES AGAINST PERSONS						
HOMICIDE						
Attempted Murder	0	0	0	0	0	0%
Murder	0	0	0	0	0	0%
Other	0	0	1	0	0	0%
TOTAL HOMICIDE	0	0	1	0	0	0%
ROBBERY	3	1	0	2	2	0%
ASSAULTS						
Sexual Assault	10	12	8	9	14	56%
Assault (Level 1)	70	58	60	48	57	19%
Assault Weap/Bodyhrm	20	16	6	20	10	-50%
Aggravated Assault	3	1	3	3	2	-33%
Assault on Police	8	0	6	5	8	60%
TOTAL ASSAULTS	107	87	83	85	91	7%
KIDNAPPING / HOSTAGE / ABDUCTIONS	3	4	4	1	4	300%
TOTAL OFFENCES AGAINST PERSONS	113	92	88	88	97	10%
PROPERTY OFFENCES						
BREAK AND ENTER	32	49	33	23	57	148%
THEFTS OF MOTOR VEHICLES	24	26	19	24	12	-50%
THEFTS OVER \$5000	9	10	7	4	6	50%
THEFTS UNDER \$5000	185	242	156	97	122	26%
POSSESSION OF STOLEN PROPERTY	22	31	26	12	19	58%
FRAUDS	37	72	53	68	46	-32%
TOTAL PROPERTY OFFENCES	309	430	294	228	262	15%

	<u>2018</u>	<u>2019</u>	<u>2020</u>	<u>2021</u>	<u>2022</u>	<u>% Of Difference 2021 to 2022</u>
OTHER CRIMINAL CODE						
PROPERTY DAMAGE	133	156	125	94	95	1%
DISTURB THE PEACE	157	149	107	124	134	8%
CRIMINAL HARASSMENT	25	11	10	15	7	-53%
UTTERING THREATS	65	44	40	40	42	5%
BREACH OF PROBATION/BAIL VIOLATION	165	202	13	15	109	627%
IMPAIRED OPERATION	51	54	34	30	36	20%
TOTAL OTHER CRIMINAL CODE OFFENCES	596	616	329	318	423	33%

DRUG OFFENCES

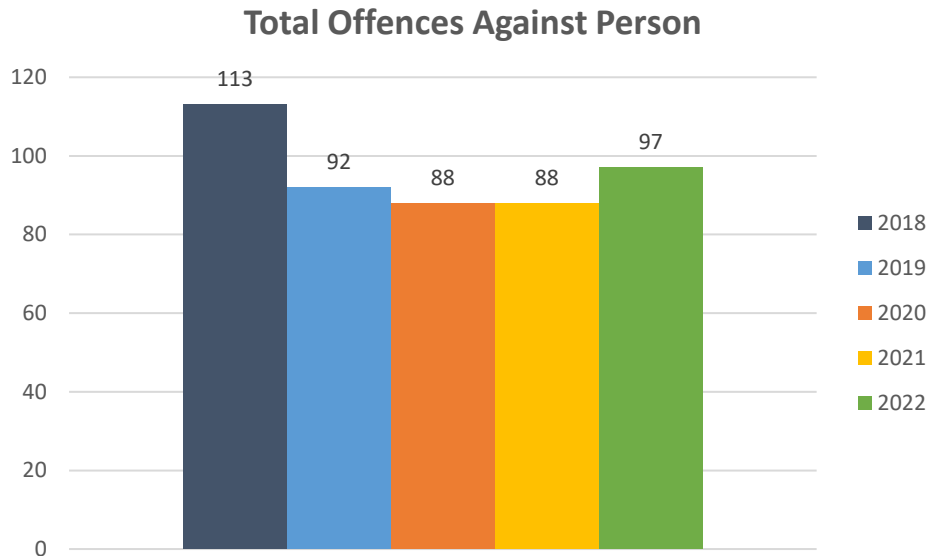
COCAINE POSSESSION	10	5	2	2	4	100%
COCAINE TRAFFICKING	5	5	7	4	9	125%
METHAMPHETAMINE POSSESSION	11	17	10	8	6	-25%
METHAMPHETAMINE TRAFFICKING	1	7	1	3	2	-33%
OPIOD POSSESSION	1	1	2	0	4	400%
OPIOD TRAFFICKING	0	5	2	0	4	400%
OTHER	8	6	4	5	1	-80%
TOTAL DRUG OFFENCES (Including Marihuana)	65	n/a	n/a	n/a	n/a	n/a
TOTAL DRUG OFFENCES (Excluding Marihuana)	36	46	28	22	30	36%

PROVINCIAL ACTS

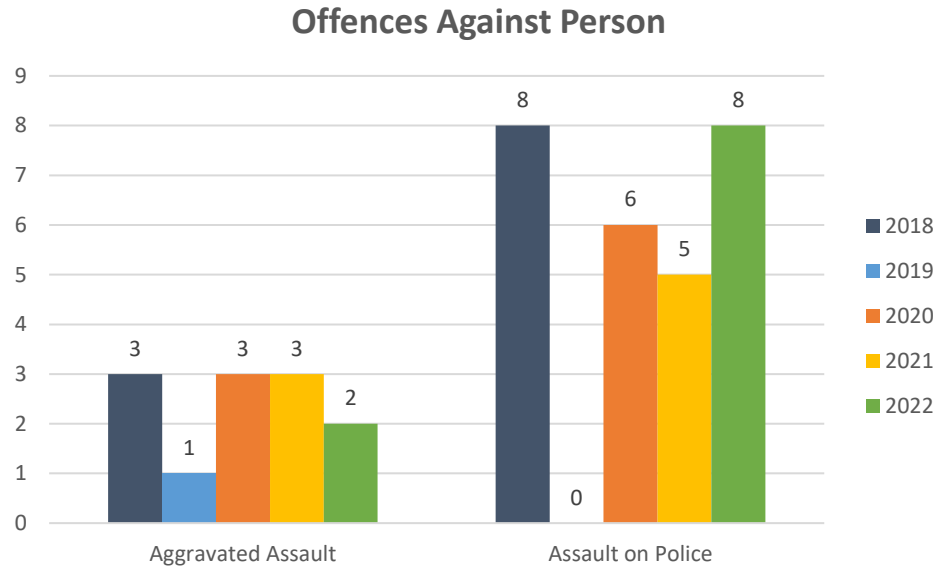
CANNABIS POSSESSION UNDER 30g	n/a	30	17	6	10	67%
CHILD WELFARE	15	14	22	6	11	83%
LIQUOR ACT	134	128	79	73	53	-27%
MENTAL HEALTH ACT	111	92	103	112	98	-13%
OTHER PROVINCIAL STATS	2007	1916	1567	1816	1710	-6%
COLLISIONS	148	135	100	127	132	4%
MUNICIPAL BYLAWS	501	495	467	381	517	36%
TOTAL PROVINCIAL ACTS (Including Marihuana)	2916	n/a	n/a	n/a	n/a	n/a
TOTAL PROVINCIAL ACTS (Excluding Marihuana)	2940	2810	2355	2521	2530	0%

OFFENCES AGAINST PERSON

The Offences Against Persons category of crime relates to all reported incidents of crime that directly involve a person as a victim of the crime. Some examples are, but not limited to, assaults on police, assaults, sexual assault, abductions, etc.

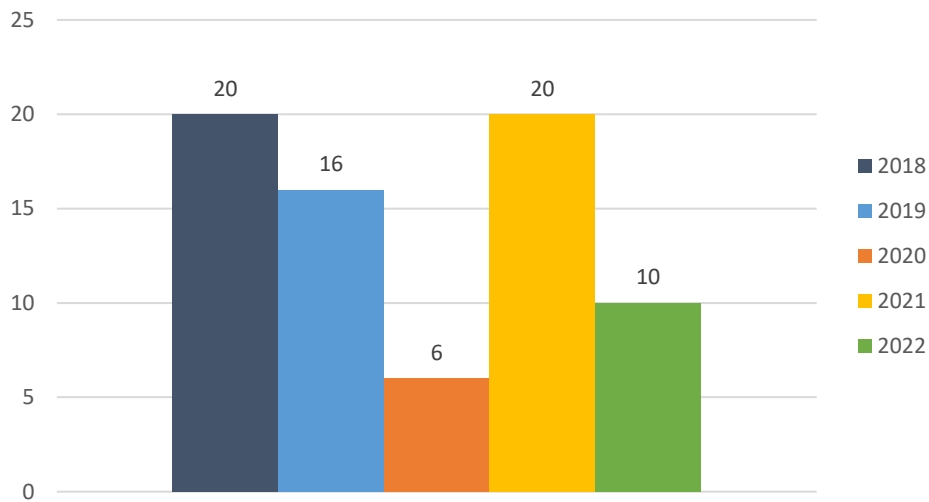


Overall, the 2022 crime analysis determined there was a 10 % increase in the total combined Offences Against Persons crime rate. This means that if you lived in Taber in 2022, there was a 1.05 % chance of you being the victim of an offence against person. These numbers are based off the 2022 Alberta.ca Regional Dashboard numbers where it was reported that the Town of Taber had a population of 9212.



Of the 10 offence types that are included in the Offences Against Person category, half (5) revealed increases in 2022. Kidnapping/Hostage (Forcible Confinement) & Abductions increased 300% (4), however those numbers are similar to both 2019 and 2020 (4 each year). Of the 4 reported, 2 were cleared by charge and 2 were unfounded. The Assault on Police reported the next highest increase (60%) for a total of 8. This is the highest it has recorded since 8 in 2018. While Aggravated Assaults remained relatively the same as previous years, it should be noted that Assault With a Weapon/Causing Bodily Harm dropped 50%, from 20 in 2021 to 10 in 2022.

Assault with Weapon/Bodily Harm

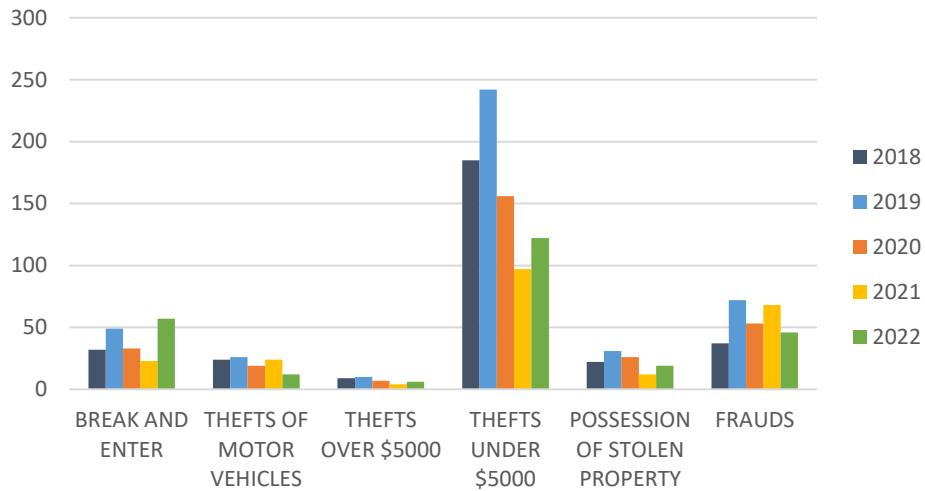


In 2022, the number of reports that the Taber Police Service received regarding sexual offences increased by 56%, from 9 occurrences in 2021 to 14 in 2022. Of those 14 occurrences, 6 resulted in formal charges being laid, 2 were determined to be unfounded, 2 victims declined to proceed, 2 reported insufficient evidence to proceed, and 2 are still under investigation. It is worth noting that none of the sexual offences comprised of stranger on stranger occurrences. These numbers are still lower when compared to 2016 when the Taber Police Service recorded its highest sexual offence report levels (19) since the inception of yearly crime analysis.

PROPERTY OFFENCES

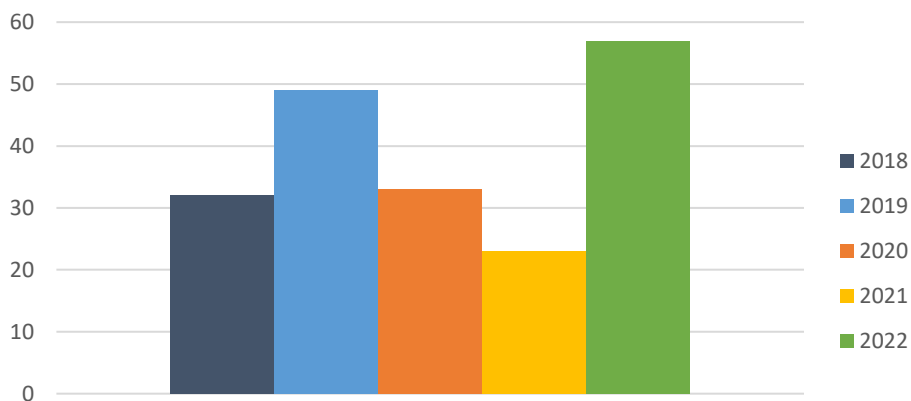
Property Offences are crime types where an item belonging to someone else is the subject of an offence. Examples of property offences include theft, possession of stolen property, break and enter, frauds, etc.

Property Offences



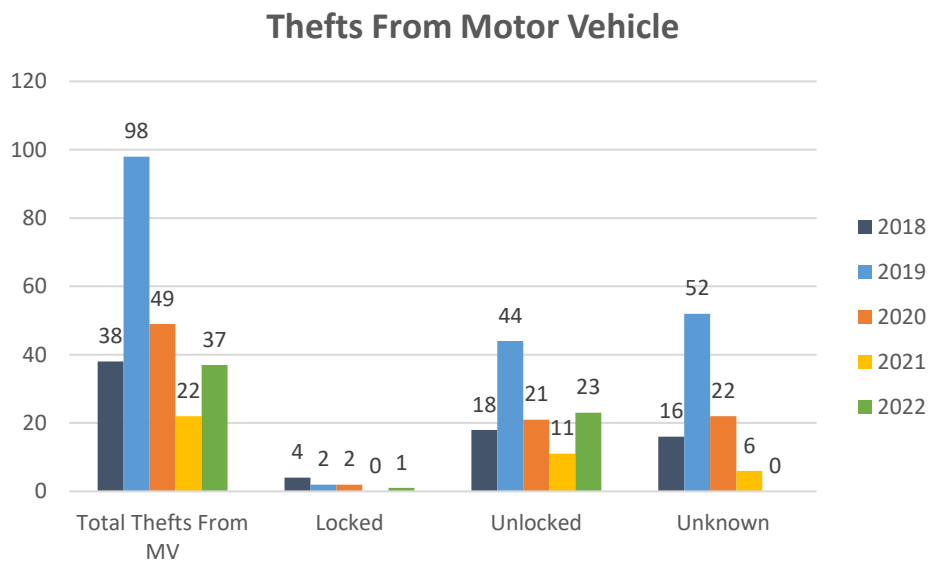
There was an overall 15% increase in Property Offences in 2022, which followed a 23% decrease in 2021. There were 430 property related offences reported in 2019, 294 reports in 2020, 228 in 2021 and 262 in 2022. The large increase in 2019 was forecasted in our 2018 crime analysis; however, a global pandemic was not forecast for 2020. The effects of the pandemic continued into 2021 and early 2022, however 2022 appears to reveal a slow return to our 5-year average.

Break & Enter



The Taber Police Service observed increases in 4 of the 6 Property Offence categories. The two categories revealing the largest increases were regarding Break & Enter (148%) and Possession of Stolen Property (58%). There were 57 reported break and enters in 2022, compared to 23 in 2021. Of the 57 reported occurrences, only 48 were determined to be actual. Break & Enter – Business and Break and Enter – Residence both reported 19 actual occurrences. Of the 48 occurrences, 11 were cleared by charge; a 27% clearance rate. The increase in the Break and Enter Category is a direct result of a new criminal element residing in Taber.

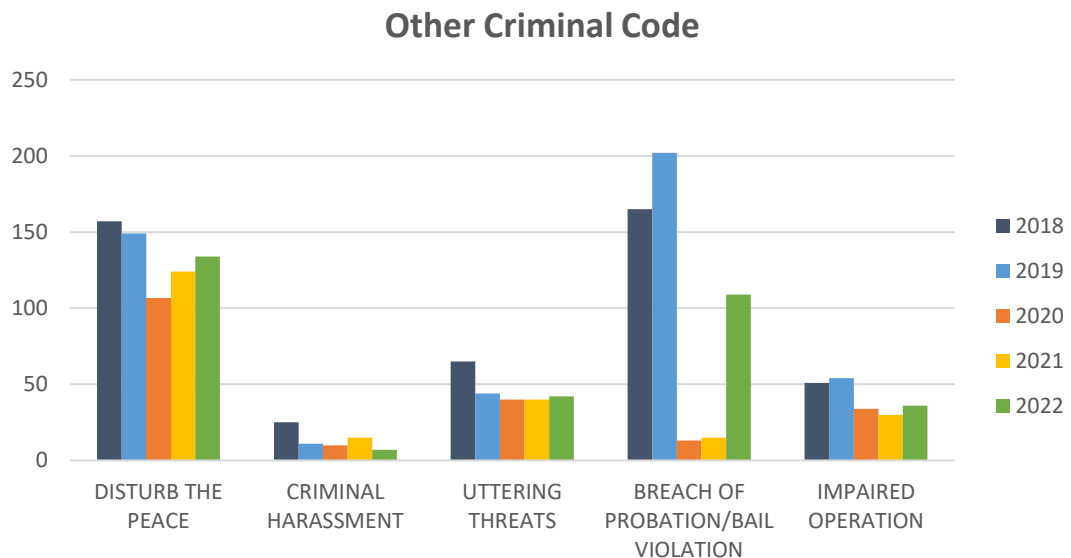
Unexpectedly, the Fraud category decreased 32%; 46 occurrences were reported in 2022, compared to 68 occurrences in 2021 and 53 in 2020. According to the Canadian Anti-Fraud Centre (CAFC) 2021 Annual Report, in 2020, the CAFC observed 165 million in reported victim losses. This number rose to \$379 million in 2021; it will be interesting to see what the results are for 2022.



Thefts from Motor Vehicles accounted for 30% (37 out of 122) of all reports of Thefts Under \$5,000. Of the 37 reports of thefts from motor vehicles, 24 occurrences involved items being stolen from the interior of unattended vehicles, 8 involved licence plates or fuel being stolen, and 5 were unfounded complaints. The interior thefts showed that 23 of the vehicles were determined to have been unlocked. Only 1 of the occurrences revealed a window broken to gain entry. These statistics confirm that ensuring that doors are locked when vehicles are left unattended would likely decrease the number of reportable thefts within these categories.

OTHER CRIMINAL CODE

Although not all encompassing, the offence description of Other Criminal Code refers to offences that do not fall into the categories of offences against person, drug or property offences. Examples of these types of offences are Disturbing the Peace, Criminal Harassment, Uttering Threats, Breach of Probation, Impaired Driving, etc.



2022 saw a 33% increase in this crime category, resulting in 423 reports in 2022 compared to 318 reports in 2021. After an increase of 50% was noted in the Criminal Harassment statistics in 2021, 2022 revealed a 53% decrease with 7 occurrences in 2022 as compared to 15 in 2021.

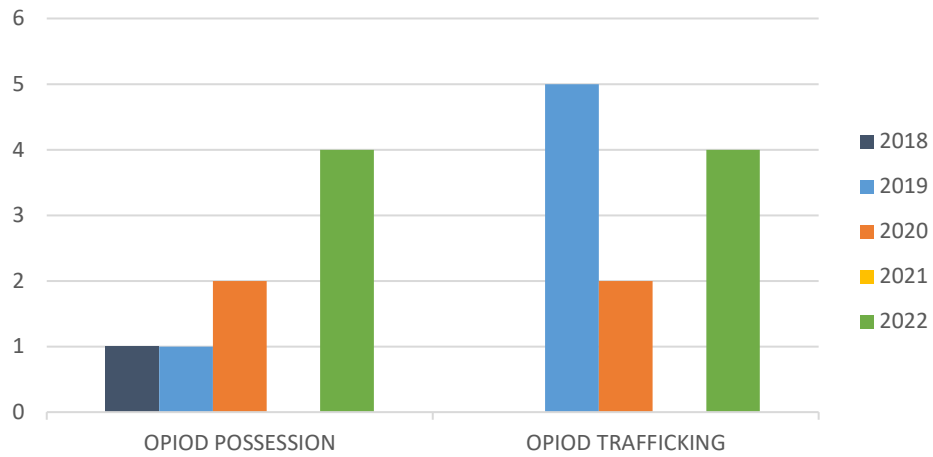
The Breach of Probation/Bail Violation category showed an expected 627% increase; 109 reports in 2022 compared to 15 in 2021. Pre-pandemic numbers were 202 in 2019 and 165 in 2018. Fail to Appear in Court and Fail to Comply with Release charges accounted for 83% of the 109 reports. These types of charges were generally not pursued during the pandemic due to no in-person court appearances. These numbers are expected to continue to climb now that the pandemic has ended.

Impaired driving statistics presented a 20% increase with 36 occurrences reported in 2022 compared to 30 in 2021. Out of the 36, 31 were actual and 5 were unfounded. Of those 31, 1 resulted in criminal charges (MVC), 26 resulted in IRS suspensions being issued and 4 occurrences were scored as insufficient evidence to proceed.

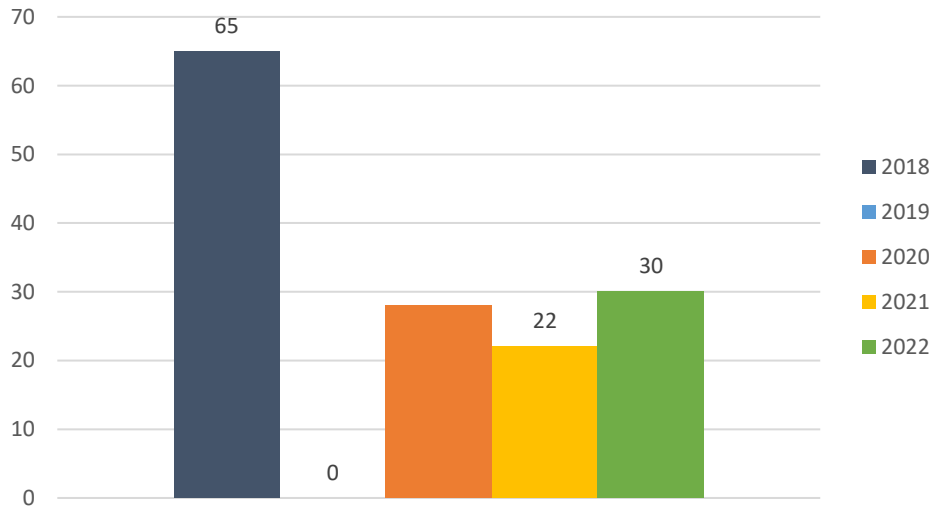
DRUG OFFENCES

Drug offences are those crimes reported that involve contraventions of the Controlled Drugs and Substances Act. Examples of crimes that are included within this category are possession and trafficking of all illegal drugs and production of illegal drugs. Cannabis related offence types have been removed from this section and placed in the Provincial Act crime type due to the changes in federal law.

Drug Offences Opioid-Related Offences



Total Drugs

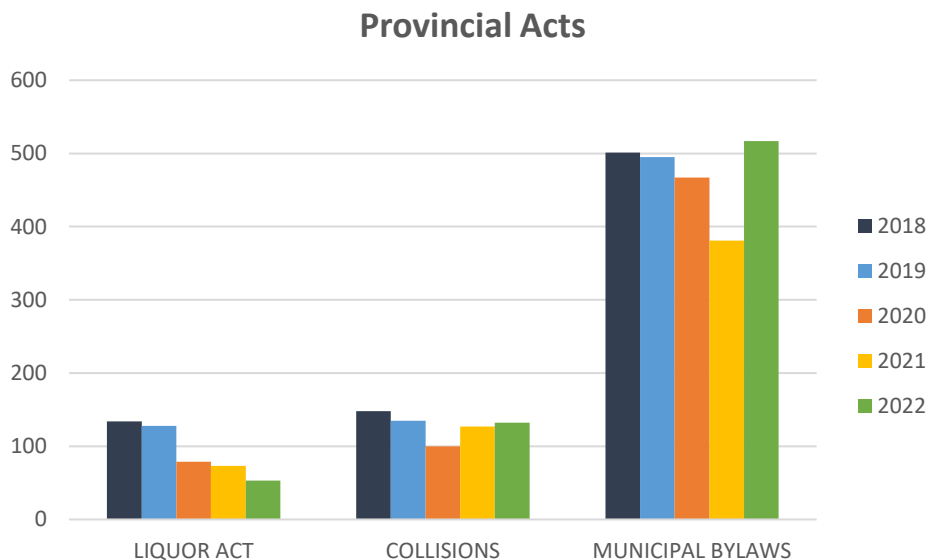


In 2022, there was a total category increase of 36%. Two categories showed a 400% increase, both Opioid Possession and Opioid Trafficking reported 4 occurrences compared to 0 in 2021. Cocaine Possession increased 100% (4 reports in 2022 compared 2 in 2021), and Cocaine Trafficking increased 125% (9 reports in 2022 compared to 4 in

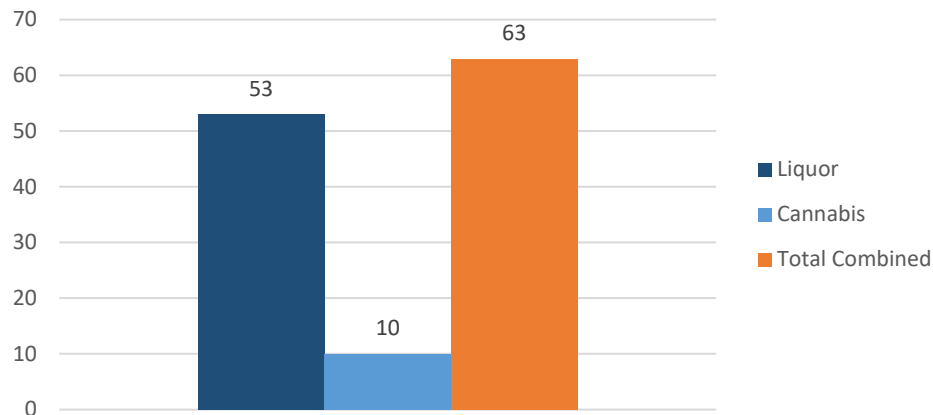
2021). These increases can be correlated with the work of the Intelligence officer and the investigations regarding drug targets in our community. A dedicated General Investigative position, hopefully in 2023, should see a further increase in these categories.

PROVINCIAL ACTS

Provincial Acts are the numerous laws enforced by police that are enacted through an Act of the Provincial Legislature of Alberta. Although there are hundreds of these Acts, this report will deal with reports of crime under The Child Youth Enhancement Act, The Gaming, Liquor, and Cannabis Act, and The Mental Health Act. Other Provincial Statutes, Traffic Collisions and Municipal Bylaws are also measured in this section. Although not criminal complaints, a large proportion of police resources are dedicated to the enforcement and investigation of Provincial Acts. 2022 is the fourth year since cannabis was added to the Gaming and Liquor Act.



2022 Liquor and Cannabis

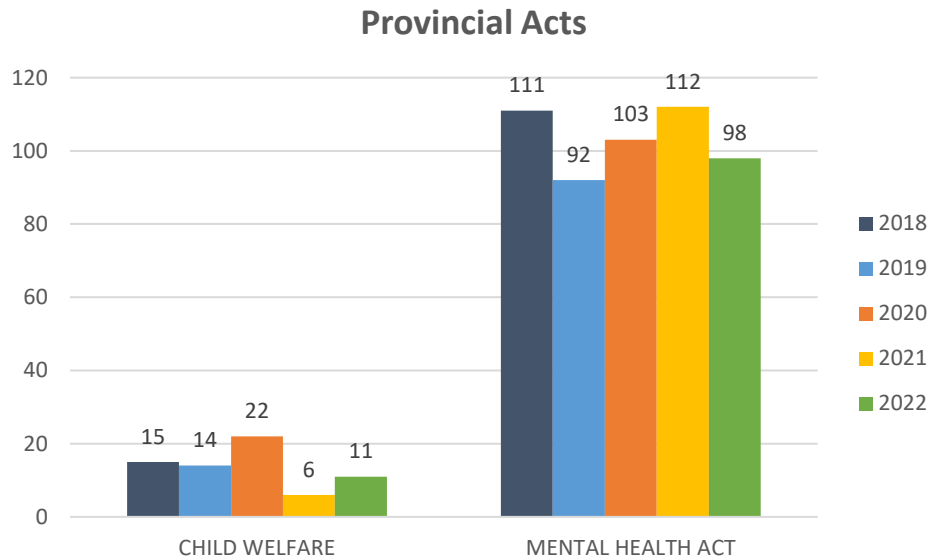


The 2022 numbers revealed a less than 1% increase, from 2021, in the number of reports to the Taber Police Service concerning Provincial Acts. The largest increase was reported in Child Welfare occurrences, up 73 %, from 6 reports in 2021 to 11 in 2022. Each report made to the Taber Police Service of a child welfare nature is shared with the Taber CFS office to ensure each organization involved can fulfill their mandates and responsibilities. South Country Child and Family Services continues to be an important stakeholder/partner of the Taber Police Service in ensuring the safety of the children within our community. Further to this, our partnership with the Chinook Child and Youth Advocacy Center will foster a multidisciplinary team approach to these types of calls to service.

A 6% decrease was observed in other provincial stats, which would include traffic violations. This category is made up of 14 offences listed under the Traffic Safety Act. Some of these offences are moving traffic violations, fail to stop or remain at an accident

scene, and motor vehicle insurance coverage violations, to name a few. Of the 1710 reports of offences included in the Other Provincial Stats section, 1508 resulted in charges being laid; a slight decrease of 72 charges from 2021. Collisions saw a continued increase as they rose to 132 from 127 in 2021 and 100 in 2020.

The numbers for the municipal bylaw occurrences increased in 2022 to 517 occurrences as compared to 381 in 2021. This is an increase of 36% and the highest number of occurrences over the last five years.



Surprisingly, Mental Health calls to service decreased 13%, from 112 reports in 2021 to 98 in 2022.

CONCLUSION

In an ever-changing climate the Taber Police Service can use crime analysis statistics to assist in an educated response to various criminal concerns within our

community. A snapshot of the issues of concern are reviewed so we can direct a focused response. The 2020 Crime Analysis was an anomaly unlike anything seen in many decades. The obvious reason to attribute to this anomaly is the Covid 19 pandemic and the effects it created, starting in March of 2020. With the pandemic “ending” in 2022 and as expected, as already mentioned in this report, increases were observed in four of the five crime categories. Two of the categories saw increases of over 30%.

The Offences Against Persons category revealed a 10% increase in reports. This can lead to an inference that Taber is still a safe community. Property Offences increased 15%, after a significant 23% decrease in 2021 and a significant 46% decrease in 2020).

Our total Drug Offences increased by 36%, with Opioid Possession and Trafficking (400%) and Cocaine Possession (100%) and Cocaine Trafficking (125%) our biggest issues. A continued focus on drug education, community partnerships, particularly the work of the school resource officer, and building resiliency in youth, will be an important tool to assist in this issue.

Mental Health Act occurrences have decreased slightly, and it appears this trend may continue as the Covid 19 pandemic came to an end in 2022. According to the Statistics Canada Community Health Survey (2022), compared to pre-pandemic, more Canadians report having much better, somewhat better or about the same mental health – 66% up from 55%. The continued ability of the Taber Police Service to foster and grow our community partnerships is imperative to ensure effective response to this societal issue. The current Hub and Spoke model within our community regarding mental health is an example of an effective response.

The Police Executive Research Forum (2014), advised, “At the most fundamental level, police have expanded their mission, taking on the goal of preventing crime and

reducing crime rates, rather than merely responding after crimes are committed. Today's best police departments are always looking for ways to be proactive rather than reactive." (p.42). This has been a consistent way of doing business for the Taber Police Service and it is crucial that it continues to ensure effective community response. As drug use continues, the need for social supports will continue. This involves continued partnerships with addictions, mental health and victim services workers and advocates. From a policing perspective, it is important to continue enforcement and investigations regarding these individuals. The continuation of intelligence gathering, source cultivation and aggressive police work will be a vital part of the entire body of work that will be required to help combat this issue.

The Taber Police Service, through strategic planning and proper resource allocation is prepared to respond effectively. This crime analysis can be utilized as research to further promote and ensure the mission statement of the Taber Police Service is fulfilled.

We know that the pandemic greatly affected and decreased our crime rate, as the 2020, 2021 and to some extent the 2022 Crime Analysis have shown. It is our belief that the 2023 Crime Analysis, especially when compared to the pre-pandemic 2019 Crime Analysis will reveal a crime rate more akin to our 5-year average.

REFERENCES

Alberta Open Government Website. Retrieved from:
<https://www.regionaldashboard.alberta.ca/region/taber/population/#/?from=2018&to=2022>

Canada Anti-Fraud Center (2021). Statistics. Retrieved from:
<https://www.antifraudcentre-centreantifraude.ca/annual-reports-2021-rapports-annuels-eng.htm>

Osborne, D (2001). Four Position Papers on the Role of the Crime Analyst in Policing. Retrieved from: https://www.ialeia.org/docs/Crime_Policing_Document.doc

Police Executive Research Forum. (2014). *Future trends in Policing*. Washington, D.C; Office of Community Oriented Policing Services. Retrieved from <http://www.policeforum.org>.

Province of Alberta. (2016). Police Act. Revised Statutes of Alberta 2000 Chapter P-17. Edmonton, Ab. Alberta Queens Printer

Statistics Canada, Canadian Community Health Survey (2022).
<https://www150.statcan.gc.ca/t1/tb11/en/tv.action?pid=1310086501>



Taber Municipal Police Commission Request for Decision

Meeting Date: 5/17/2023

Subject:

Taber Municipal Police Commission Financial Information

Recommendation:

No motion is required.

Background:

The report of the financial information for the period ending March 31, 2023 – Final, and April 30, 2023 – Interim for review and discussion.

Legislation / Authority:

The Police Act, Section 31(1)

Strategic Plan Alignment:

Governance:

Strengthen our core infrastructure and services in a fiscally responsible manner

Financial Implication:

None

Service Level / Staff Resource Implication:

None



Justification:

In accordance with the Police Act, Section 31, where a commission has been established, the commission shall, in the carrying out of its responsibilities, oversee the police service and for that purpose shall allocate the funds that are provided by the Council.

Alternative(s):

The Taber Municipal Police Commission could seek clarification on any item.

Attachment(s): Operating Variance - March 31, 2023-Final
 Operating Variance - April 30, 2023-Interim

APPROVALS:

Originated By:
Tenille Miller

Police Commission Chair or Designate: _____

TOWN OF TABER
Commission - Police
For the Three Months Ending Friday, March 31, 2023

Account	Description	2023	2023	Variance	Used	2022	2023	Variance
		Total Budget	Actual Annual			Actual YTD	Actual YTD	
Revenues:								
1-21-10-412-0000	Sales of Services	(201,648.00)	(117,090.70)	84,557.30	58.07%	(116,564.70)	(117,090.70)	(526.00)
1-21-10-531-0010	Fines Police	(250,000.00)	(58,788.45)	191,211.55	23.52%	(59,887.72)	(58,788.45)	1,099.27
1-21-10-532-0010	Fines Animal Control Dogs	(3,000.00)	(1,465.00)	1,535.00	48.83%	(843.45)	(1,465.00)	(621.55)
1-21-10-539-0000	Other Fines	(3,000.00)	(300.00)	2,700.00	10.00%	(375.00)	(300.00)	75.00
1-21-10-590-0000	Sundry Revenue				0.00%	(108,068.10)		108,068.10
1-21-10-591-0000	Donations and Gifts		(5,000.00)	(5,000.00)	0.00%		(5,000.00)	(5,000.00)
1-21-10-610-0000	Insurance Proceeds		(8,356.80)	(8,356.80)	0.00%		(8,356.80)	(8,356.80)
1-21-10-840-0010	Transfers from Provincial Gov Conditional	(794,031.00)	(119,246.11)	674,784.89	15.02%	(162,713.89)	(119,246.11)	43,467.78
1-21-10-850-0011	Transfers from Local Government - MD	(222,890.00)	(4,000.00)	218,890.00	1.79%		(4,000.00)	(4,000.00)
1-21-10-990-0000	Operating Contingency/Debt Recovery	(60,000.00)		60,000.00	0.00%			
	Total Revenues	(1,534,569.00)	(314,247.06)	1,220,321.94	20.48%	(448,452.86)	(314,247.06)	134,205.80
Expenditures:								
2-21-10-110-0000	Salaries - Out of Scope	452,756.00	128,440.88	(324,315.12)	28.37%	91,223.90	128,440.88	37,216.98
2-21-10-111-0000	Police Assoc Wages - Full Time	1,853,257.00	363,816.15	(1,489,440.85)	19.63%	380,187.26	363,816.15	(16,371.11)
2-21-10-113-0000	CUPE Wages - Full Time Clerical	519,898.00	90,384.42	(429,513.58)	17.39%	105,626.73	90,384.42	(15,242.31)
2-21-10-117-0000	CUPE Wages - Casual	191,390.00	41,573.32	(149,816.68)	21.72%	35,985.51	41,573.32	5,587.81
2-21-10-118-0000	CUPE Wages - Casual Guards	77,868.00	16,970.45	(60,897.55)	21.79%	15,016.14	16,970.45	1,954.31
2-21-10-130-0000	Employer Statutory & Benefits Contributions	796,769.00	187,030.00	(609,739.00)	23.47%	166,728.07	187,030.00	20,301.93
2-21-10-210-0000	Commission Honorarium	5,000.00		(5,000.00)	0.00%			
2-21-10-211-0000	Travel and Subsistence	50,250.00	3,381.35	(46,868.65)	6.73%	3,264.07	3,381.35	117.28
2-21-10-213-0000	Training - External	63,650.00	7,605.68	(56,044.32)	11.95%	16,508.00	7,605.68	(8,902.32)
2-21-10-214-0000	Memberships, Conferences, Registration Fees	25,250.00	5,779.73	(19,470.27)	22.89%	5,470.00	5,779.73	309.73
2-21-10-215-0000	Express, Cartage, Freight	2,900.00	883.81	(2,016.19)	30.48%	592.22	883.81	291.59
2-21-10-216-0000	Postage	1,300.00	97.05	(1,202.95)	7.47%	136.30	97.05	(39.25)
2-21-10-217-0001	Communications - Telephone Land Lines	20,042.00	5,642.81	(14,399.19)	28.15%	5,483.55	5,642.81	159.26
2-21-10-217-0002	Communications - Telephone Mobile	11,100.00	1,529.35	(9,570.65)	13.78%	1,664.15	1,529.35	(134.80)
2-21-10-217-0003	Communications - Data	4,200.00	816.00	(3,384.00)	19.43%	756.01	816.00	59.99
2-21-10-221-0000	Advertising, Promotion, Public Relations	5,000.00	587.86	(4,412.14)	11.76%	682.85	587.86	(94.99)
2-21-10-223-0000	Subscriptions and Publications	500.00		(500.00)	0.00%			
2-21-10-232-0000	Professional Services - Legal	5,000.00	450.00	(4,550.00)	9.00%	1,616.50	450.00	(1,166.50)
2-21-10-235-0000	Professional Services - Management	24,000.00	3,000.00	(21,000.00)	12.50%	3,300.00	3,000.00	(300.00)
2-21-10-238-0020	Professional Services - Veterinary Cat Control	5,000.00		(5,000.00)	0.00%			
2-21-10-239-0000	Professional Services - Other	75,000.00	10,743.17	(64,256.83)	14.32%	4,118.59	10,743.17	6,624.58
2-21-10-252-0020	Contracted Repairs, Maintenance - Building Janitor	38,523.00	10,650.77	(27,872.23)	27.65%	10,702.32	10,650.77	(51.55)
2-21-10-253-0010	Contracted Repairs, Maintenance - M&E & Furnishing	5,000.00	307.28	(4,692.72)	6.15%		307.28	307.28
2-21-10-255-0010	Contracted Repairs, Maintenance - Vehicles	27,500.00	19,700.58	(7,799.42)	71.64%	2,059.20	19,700.58	17,641.38
2-21-10-256-0010	Contracted Repairs, Maintenance - Land Improvement	1,000.00		(1,000.00)	0.00%			
2-21-10-263-0000	Rental / Lease of Equipment & Furnishings	10,500.00	3,259.18	(7,240.82)	31.04%	3,109.62	3,259.18	149.56

Account	Description	2023	2023	Variance	Used	2022	2023	Variance
		Total Budget	Actual Annual			Actual YTD	Actual YTD	
2-21-10-265-0000	Rental / Lease of Vehicle	8,500.00	1,653.78	(6,846.22)	19.46%	1,653.78	1,653.78	
2-21-10-271-0000	Licenses, Permits and Software Support	85,800.00	11,230.39	(74,569.61)	13.09%	8,291.71	11,230.39	2,938.68
2-21-10-274-0000	Insurance Premiums	19,460.00	18,085.34	(1,374.66)	92.94%	18,017.47	18,085.34	67.87
2-21-10-290-0000	Towing	1,500.00		(1,500.00)	0.00%			
2-21-10-351-0000	Purchases from Local Government		2,730.00	2,730.00	0.00%	9,324.00	2,730.00	(6,594.00)
2-21-10-511-0000	Stationery, Office Supplies	22,400.00	2,611.12	(19,788.88)	11.66%	1,672.97	2,611.12	938.15
2-21-10-512-0000	Clothing & Boots	45,000.00	6,859.80	(38,140.20)	15.24%	2,396.95	6,859.80	4,462.85
2-21-10-513-0000	Janitorial Supplies	4,000.00	739.54	(3,260.46)	18.49%	631.58	739.54	107.96
2-21-10-515-0000	Catered or Purchased Foods	2,500.00	480.89	(2,019.11)	19.24%	440.22	480.89	40.67
2-21-10-516-0000	Pharmaceutical & First Aid	1,200.00		(1,200.00)	0.00%	793.13		(793.13)
2-21-10-517-0000	Promotional Materials	1,100.00	857.67	(242.33)	77.97%	224.75	857.67	632.92
2-21-10-519-0000	General Goods and Supplies - Other	1,600.00	143.18	(1,456.82)	8.95%	121.32	143.18	21.86
2-21-10-521-0000	Gas, Oil, Antifreeze, Etc.	46,000.00	11,089.15	(34,910.85)	24.11%	11,804.06	11,089.15	(714.91)
2-21-10-522-0000	Tires & Batteries	10,000.00	716.28	(9,283.72)	7.16%		716.28	716.28
2-21-10-523-0000	Machine & Equipment Parts	1,500.00	721.56	(778.44)	48.10%	61.44	721.56	660.12
2-21-10-523-0020	Building Furnishings & Supplies	2,700.00	122.09	(2,577.91)	4.52%	25.00	122.09	97.09
2-21-10-523-0030	Computer Equipment & Supplies	1,000.00		(1,000.00)	0.00%			
2-21-10-524-0000	Small Equipment and Tools	48,600.00	207.99	(48,392.01)	0.43%	457.97	207.99	(249.98)
2-21-10-525-0000	Safety Equipment and Supplies				0.00%	131.51		(131.51)
2-21-10-531-0000	Chemicals, Salt, Etc.		19.92	19.92	0.00%		19.92	19.92
2-21-10-538-0000	Building, Plumbing and Electrical Supplies				0.00%	35.81		(35.81)
2-21-10-543-0000	Natural Gas	6,700.00	2,682.95	(4,017.05)	40.04%	2,331.50	2,682.95	351.45
2-21-10-544-0000	Electricity	24,600.00	6,108.65	(18,491.35)	24.83%	5,580.82	6,108.65	527.83
2-21-10-590-0000	Sundry Expenses		7,021.92	7,021.92	0.00%	63,473.92	7,021.92	(56,452.00)
2-21-10-690-0000	Amortization	201,514.00	50,379.00	(151,135.00)	25.00%	50,476.00	50,379.00	(97.00)
2-21-10-813-0000	Bank Charges	1,000.00	404.29	(595.71)	40.43%	293.24	404.29	111.05
2-21-10-940-0000	Contributions to Capital Fund	115,600.00	28,899.90	(86,700.10)	25.00%	28,899.90	28,899.90	
	Total Expenditures	4,924,927.00	1,056,415.25	(3,868,511.75)	21.45%	1,061,370.04	1,056,415.25	(4,954.79)
	Net Operating	3,390,358.00	742,168.19	(2,648,189.81)	21.89%	612,917.18	742,168.19	129,251.01

TOWN OF TABER
Commission - Police
For the Four Months Ending Sunday, April 30, 2023

Account	Description	2023	2023	Variance	Used	2022	2023	Variance
		Total Budget	Actual Annual			Actual YTD	Actual YTD	
Revenues:								
1-21-10-412-0000	Sales of Services	(201,648.00)	(122,901.12)	78,746.88	60.95%	(123,891.41)	(122,901.12)	990.29
1-21-10-531-0010	Fines Police	(250,000.00)	(76,032.83)	173,967.17	30.41%	(80,927.24)	(76,032.83)	4,894.41
1-21-10-532-0010	Fines Animal Control Dogs	(3,000.00)	(1,840.00)	1,160.00	61.33%	(1,153.45)	(1,840.00)	(686.55)
1-21-10-539-0000	Other Fines	(3,000.00)	(525.00)	2,475.00	17.50%	(450.00)	(525.00)	(75.00)
1-21-10-590-0000	Sundry Revenue				0.00%	(117,346.40)		117,346.40
1-21-10-591-0000	Donations and Gifts		(5,000.00)	(5,000.00)	0.00%		(5,000.00)	(5,000.00)
1-21-10-610-0000	Insurance Proceeds		(8,356.80)	(8,356.80)	0.00%		(8,356.80)	(8,356.80)
1-21-10-840-0010	Transfers from Provincial Gov Conditional	(794,031.00)	(119,246.11)	674,784.89	15.02%	(212,844.75)	(119,246.11)	93,598.64
1-21-10-850-0011	Transfers from Local Government - MD	(222,890.00)	(4,000.00)	218,890.00	1.79%	(47,321.50)	(4,000.00)	43,321.50
1-21-10-990-0000	Operating Contingency/Debt Recovery	(60,000.00)		60,000.00	0.00%			
	Total Revenues	(1,534,569.00)	(337,901.86)	1,196,667.14	22.02%	(583,934.75)	(337,901.86)	246,032.89
Expenditures:								
2-21-10-110-0000	Salaries - Out of Scope	452,756.00	162,011.61	(290,744.39)	35.78%	123,056.19	162,011.61	38,955.42
2-21-10-111-0000	Police Assoc Wages - Full Time	1,853,257.00	495,267.86	(1,357,989.14)	26.72%	505,426.30	495,267.86	(10,158.44)
2-21-10-113-0000	CUPE Wages - Full Time Clerical	519,898.00	123,908.82	(395,989.18)	23.83%	150,801.92	123,908.82	(26,893.10)
2-21-10-117-0000	CUPE Wages - Casual	191,390.00	60,725.42	(130,664.58)	31.73%	50,145.77	60,725.42	10,579.65
2-21-10-118-0000	CUPE Wages - Casual Guards	77,868.00	23,723.69	(54,144.31)	30.47%	20,251.45	23,723.69	3,472.24
2-21-10-130-0000	Employer Statutory & Benefits Contributions	796,769.00	247,269.50	(549,499.50)	31.03%	221,268.60	247,269.50	26,000.90
2-21-10-210-0000	Commission Honorarium	5,000.00		(5,000.00)	0.00%			
2-21-10-211-0000	Travel and Subsistence	50,250.00	7,221.24	(43,028.76)	14.37%	3,865.06	7,221.24	3,356.18
2-21-10-213-0000	Training - External	63,650.00	9,100.10	(54,549.90)	14.30%	21,458.66	9,100.10	(12,358.56)
2-21-10-214-0000	Memberships, Conferences, Registration Fees	25,250.00	5,779.73	(19,470.27)	22.89%	7,450.00	5,779.73	(1,670.27)
2-21-10-215-0000	Express, Cartage, Freight	2,900.00	1,206.15	(1,693.85)	41.59%	1,058.50	1,206.15	147.65
2-21-10-216-0000	Postage	1,300.00	123.13	(1,176.87)	9.47%	175.47	123.13	(52.34)
2-21-10-217-0001	Communications - Telephone Land Lines	20,042.00	6,849.80	(13,192.20)	34.18%	6,671.40	6,849.80	178.40
2-21-10-217-0002	Communications - Telephone Mobile	11,100.00	2,107.95	(8,992.05)	18.99%	2,206.90	2,107.95	(98.95)
2-21-10-217-0003	Communications - Data	4,200.00	1,098.00	(3,102.00)	26.14%	1,008.01	1,098.00	89.99
2-21-10-221-0000	Advertising, Promotion, Public Relations	5,000.00	868.74	(4,131.26)	17.37%	963.73	868.74	(94.99)
2-21-10-223-0000	Subscriptions and Publications	500.00		(500.00)	0.00%	83.00		(83.00)
2-21-10-232-0000	Professional Services - Legal	5,000.00	450.00	(4,550.00)	9.00%	1,616.50	450.00	(1,166.50)
2-21-10-235-0000	Professional Services - Management	24,000.00	4,000.00	(20,000.00)	16.67%	4,600.00	4,000.00	(600.00)
2-21-10-238-0020	Professional Services - Veterinary Cat Control	5,000.00		(5,000.00)	0.00%			
2-21-10-239-0000	Professional Services - Other	75,000.00	12,993.17	(62,006.83)	17.32%	6,178.59	12,993.17	6,814.58
2-21-10-252-0020	Contracted Repairs, Maintenance - Building Janitor	38,523.00	13,633.91	(24,889.09)	35.39%	13,911.20	13,633.91	(277.29)
2-21-10-253-0010	Contracted Repairs, Maintenance - M&E & Furnishing	5,000.00	307.28	(4,692.72)	6.15%	607.16	307.28	(299.88)
2-21-10-255-0010	Contracted Repairs, Maintenance - Vehicles	27,500.00	19,700.58	(7,799.42)	71.64%	4,725.19	19,700.58	14,975.39
2-21-10-256-0010	Contracted Repairs, Maintenance - Land Improvement	1,000.00		(1,000.00)	0.00%			
2-21-10-263-0000	Rental / Lease of Equipment & Furnishings	10,500.00	4,376.77	(6,123.23)	41.68%	4,084.33	4,376.77	292.44

Account	Description	2023	2023	Variance	Used	2022	2023	Variance
		Total Budget	Actual Annual			Actual YTD	Actual YTD	
2-21-10-265-0000	Rental / Lease of Vehicle	8,500.00	2,205.04	(6,294.96)	25.94%	2,205.04	2,205.04	
2-21-10-271-0000	Licenses, Permits and Software Support	85,800.00	11,230.39	(74,569.61)	13.09%	34,562.44	11,230.39	(23,332.05)
2-21-10-274-0000	Insurance Premiums	19,460.00	18,018.00	(1,442.00)	92.59%	18,017.47	18,018.00	0.53
2-21-10-280-0000	Uniform and Clothing Alterations				0.00%	394.00		(394.00)
2-21-10-290-0000	Towing	1,500.00		(1,500.00)	0.00%			
2-21-10-351-0000	Purchases from Local Government		2,730.00	2,730.00	0.00%	9,324.00	2,730.00	(6,594.00)
2-21-10-511-0000	Stationery, Office Supplies	22,400.00	3,008.62	(19,391.38)	13.43%	2,681.39	3,008.62	327.23
2-21-10-512-0000	Clothing & Boots	45,000.00	6,859.80	(38,140.20)	15.24%	2,627.95	6,859.80	4,231.85
2-21-10-513-0000	Janitorial Supplies	4,000.00	739.54	(3,260.46)	18.49%	1,033.93	739.54	(294.39)
2-21-10-515-0000	Catered or Purchased Foods	2,500.00	480.89	(2,019.11)	19.24%	522.03	480.89	(41.14)
2-21-10-516-0000	Pharmaceutical & First Aid	1,200.00		(1,200.00)	0.00%	793.13		(793.13)
2-21-10-517-0000	Promotional Materials	1,100.00	857.67	(242.33)	77.97%	224.75	857.67	632.92
2-21-10-519-0000	General Goods and Supplies - Other	1,600.00	155.76	(1,444.24)	9.74%	139.32	155.76	16.44
2-21-10-521-0000	Gas, Oil, Antifreeze, Etc.	46,000.00	14,236.18	(31,763.82)	30.95%	15,179.89	14,236.18	(943.71)
2-21-10-522-0000	Tires & Batteries	10,000.00	716.28	(9,283.72)	7.16%		716.28	716.28
2-21-10-523-0000	Machine & Equipment Parts	1,500.00	721.56	(778.44)	48.10%	61.44	721.56	660.12
2-21-10-523-0020	Building Furnishings & Supplies	2,700.00	122.09	(2,577.91)	4.52%	25.00	122.09	97.09
2-21-10-523-0030	Computer Equipment & Supplies	1,000.00		(1,000.00)	0.00%			
2-21-10-524-0000	Small Equipment and Tools	48,600.00	207.99	(48,392.01)	0.43%	713.97	207.99	(505.98)
2-21-10-525-0000	Safety Equipment and Supplies		110.33	110.33	0.00%	131.51	110.33	(21.18)
2-21-10-531-0000	Chemicals, Salt, Etc.		19.92	19.92	0.00%		19.92	19.92
2-21-10-538-0000	Building, Plumbing and Electrical Supplies				0.00%	35.81		(35.81)
2-21-10-543-0000	Natural Gas	6,700.00	2,682.95	(4,017.05)	40.04%	2,754.70	2,682.95	(71.75)
2-21-10-544-0000	Electricity	24,600.00	6,108.65	(18,491.35)	24.83%	7,304.86	6,108.65	(1,196.21)
2-21-10-590-0000	Sundry Expenses		8,740.30	8,740.30	0.00%	100,331.22	8,740.30	(91,590.92)
2-21-10-690-0000	Amortization	201,514.00	67,171.00	(134,343.00)	33.33%	67,301.00	67,171.00	(130.00)
2-21-10-813-0000	Bank Charges	1,000.00	462.72	(537.28)	46.27%	351.41	462.72	111.31
2-21-10-940-0000	Contributions to Capital Fund	115,600.00	38,533.20	(77,066.80)	33.33%	38,533.20	38,533.20	
	Total Expenditures	4,924,927.00	1,388,842.33	(3,536,084.67)	28.20%	1,456,863.39	1,388,842.33	(68,021.06)
	Net Operating	3,390,358.00	1,050,940.47	(2,339,417.53)	31.00%	872,928.64	1,050,940.47	178,011.83



Taber Municipal Police Commission Request for Decision

Meeting Date: 5/17/2023

Subject:

Public Complaints Director Report

Recommendation:

No motion is required.

Background:

The Public Complaints Director Report is supplied for Commission information. In most cases, this communication is provided simply as information to the Commission and no comment is needed. In some cases, the Commission may wish to seek clarification on the matter from its administration or from the originator of the communication, or even to challenge the matter through Commission discussion. Placing the communication on the Commission's agenda allows these opportunities.

Legislation / Authority:

The Police Act, Section 28.1(3)(g)

Taber Municipal Police Commission Policy Manual Section 2.9,(5)

Strategic Plan Alignment:

Define & Practice Good Governance

Financial Implication:

None

Service Level / Staff Resource Implication:

N/A



Justification:

N/A

Alternative(s):

The Commission could seek clarification on any of the matters from the PCD

Attachment(s): Public Complaint Director's Report - May 2023

APPROVALS:

Originated By:
Tenille Miller

Police Commission Chair or Designate: _____

May 2023 Report

Public Complaints Director

There is currently nothing to report.



Taber Municipal Police Commission Request for Decision

Meeting Date: 5/17/2023

Subject:

Commission Member Reports (Verbal)

Recommendation:

No motion is required.

Background:

Updates are provided verbally to inform the Commission of individual Commission-related activity. This could come in the form of meeting attendance and activity intended to strengthen the Commission's reputation and visibility.

Legislation / Authority:

MGA, Section 207(c)

Strategic Plan Alignment:

No Strong Alignment.

Financial Implication:

N/A

Service Level / Staff Resource Implication:

The service level will remain status quo.

Justification:

To keep all of the Commission informed of activity.

Alternative(s):

The Commission could seek clarification on any of the matters.



Attachment(s): None

APPROVALS:

Originated By:
Tenille Miller

Police Commission Chair or Designate: _____



Taber Municipal Police Commission Request for Decision

Meeting Date: 5/17/2023

Subject:

Commission Action Plan Listing

Recommendation:

Commission discussion is requested.

Background:

Review and discussion of the Commission Action Plan is requested to take place. The Action Plan has been attached for review by members.

Legislation / Authority:

Taber Municipal Police Commission Policy Manual

Taber Municipal Police Commission Bylaw 17-2020

Strategic Plan Alignment:

Define & Practice Good Governance

Financial Implication:

Would vary depending on Commissions discussion.

Service Level / Staff Resource Implication:

Would vary depending on Commissions discussion.



Justification:

To ensure the Commission is always keeping with best practice

Alternative(s):

The Commission could seek further clarity and best practice ideas from other Commissions and/or Solicitor General's office.

Attachment(s): Taber Municipal Police Commission Action Plan - May 2023

APPROVALS:

Originated By:
Tenille Miller

Police Commission Chair or Designate: _____

**Taber Police Commission
2022 Action Plan**

**Last Updated
3-May-23**

Priority	Item #	Description	Person(s) Responsible	Expected Completion Date	Current Status	Next Steps	Comments																				
High	1																										
	1.a.	Commission Audit Prep	Commission Secretary	3/15/2023	Past files from Town have been received to complete any outstanding items.	Commission Secretary will meet with Chief to review the final documents.	Time has not permitted for this to occur this month. Completion will take place in June or July 2023.																				
Medium	1.b.	Update Bylaw and Policy Manual to allow for the addition of a Provincially appointed member	Commission Subcommittee/ Secretary		Commission has been assigned a Provincially appointment member, and will need to revise our bylaw and policy manual to allow the addition prior to a criminal record check, orientation, etc.	A subcommittee should be developed to review and update materials for approval by Council.																					
	2																										
	2.a.	Review of Commission Secretary Time Tracking/Monthly Tasks	Commission or Subcommittee		Commission should review time tracking that has been completed to ensure that Commission Secretary is being compensated adequately.	Review may occur during performance evaluation.																					
	2.c.	Commission Activities to Create Transparency, Awareness, and Community Engagement	Commission	Ongoing	Commission members have continued to be very active within the community. If planned activities are desired the Commission Secretary can assist.																						
	2.d.	Discussion regarding desired Commission Activites	Commission/Secretary	Ongoing	Commission should discuss types of activities that would beneficial for the Commission as a whole to complete (specifically items listed in the policy manual)		Activities include: Shooting range, attendance at conferences, introduction to community societies and non-profits, meeting Council, mentoring (including for succession planning), police service tour, policing standards review, ride along, overview of victims of crime services, and training provided by Alberta Solicitor General and Public Security or other provincial partners.																				
	2.f.	AAPG Conference	Commission Secretary	Ongoing	Commission Secretary has confirmed our desire to host the 2026 AAPG Conference.	Waiting for more details from the AAPG on next steps.																					
	2.h.	Chief Evaluation	Commission or Subcommittee	April	Subcommittee met and Chief self-evaluation is completed. Final meeting will need to scheduled with Chief.																						
	2.i.	PCD Evaluation	Commission or Subcommittee	June	Subcommittee: D. Remfert and J. MacDonald should set meeting for June 2023.																						
Low	2.j.	Comission Secretary Evaluation	Commission or Subcommittee	June	Subcommittee: C. Firth, D. Remfert, and W. Chisholm should set meeting for June 2023.																						
	3																										
	3.a	Terms of Office for Commission	CAO/Secretary	Ongoing	Ongoing	Members will be appointed or re-appointed at the December Council meeting.	<table border="1"> <thead> <tr> <th>Member and Term</th> <th>Curenrntly Serving Year</th> </tr> </thead> <tbody> <tr> <td>Barry Clements - Term expires December 31, 2023</td> <td>2</td> </tr> <tr> <td>Ferris Zaugg - Term expires Decemer 31, 2024</td> <td>2</td> </tr> <tr> <td>Wendi Chisholm - Term expires December 31, 2023</td> <td>2</td> </tr> <tr> <td>Joanne Sorensen - Term expires at Council Organizational Meeting October 2023</td> <td>2</td> </tr> <tr> <td>Carly Firth - Term expires at Council Organizational Meeting October 2023</td> <td>2</td> </tr> <tr> <td>D. Remfert - Term expires December 31, 2024</td> <td>4</td> </tr> <tr> <td>J. MacDonald - Term expires December 31, 2024</td> <td>5</td> </tr> <tr> <td>PCD H. Prummel - Term expires December 31, 2025</td> <td>3</td> </tr> <tr> <td>Commission Secretary Tenille Miller - Term expires December 31, 2023</td> <td>3</td> </tr> </tbody> </table>	Member and Term	Curenrntly Serving Year	Barry Clements - Term expires December 31, 2023	2	Ferris Zaugg - Term expires Decemer 31, 2024	2	Wendi Chisholm - Term expires December 31, 2023	2	Joanne Sorensen - Term expires at Council Organizational Meeting October 2023	2	Carly Firth - Term expires at Council Organizational Meeting October 2023	2	D. Remfert - Term expires December 31, 2024	4	J. MacDonald - Term expires December 31, 2024	5	PCD H. Prummel - Term expires December 31, 2025	3	Commission Secretary Tenille Miller - Term expires December 31, 2023	3
	Member and Term	Curenrntly Serving Year																									
	Barry Clements - Term expires December 31, 2023	2																									
	Ferris Zaugg - Term expires Decemer 31, 2024	2																									
	Wendi Chisholm - Term expires December 31, 2023	2																									
	Joanne Sorensen - Term expires at Council Organizational Meeting October 2023	2																									
	Carly Firth - Term expires at Council Organizational Meeting October 2023	2																									
	D. Remfert - Term expires December 31, 2024	4																									
J. MacDonald - Term expires December 31, 2024	5																										
PCD H. Prummel - Term expires December 31, 2025	3																										
Commission Secretary Tenille Miller - Term expires December 31, 2023	3																										