



AGENDA

REGULAR MEETING OF THE TABER MUNICIPAL POLICE COMMISSION OF THE TOWN OF TABER, TO BE HELD IN THE COUNCIL CHAMBERS, ADMINISTRATION BUILDING, ON THURSDAY, MAY 26, 2022 AT 4:30 PM.

MOTION

1. CALL TO ORDER

2. ADOPTION OF THE AGENDA

X

3. ADOPTION OF THE MINUTES

ITEM No.3.1 Minutes of the Regular Meeting of Taber Municipal Police Commission: X
April 20, 2022

4. BUSINESS ARISING FROM MINUTES

5. ACTION ITEMS

ITEM No.5.1 Crime Analysis 2021
ITEM No.5.2 Taber Municipal Police Commission Financial Information
ITEM No.5.3 Chief of Police Report to the Commission
ITEM No.5.4 Public Complaints Director Report
ITEM No.5.5 Commission Member Reports (Verbal)

6. DELEGATIONS

7. MEDIA INQUIRIES

8. CLOSED SESSION

X

ITEM No.8.1 Chief of Police Closed Session Report (Verbal)
Closed Session to prevent disclosure of positions, plans, procedures, criteria or instructions developed for the purpose of contractual or other negotiations by or on behalf of the Government of Alberta or a public body, or considerations that relate to those negotiations in accordance with Section 24(1) of the Freedom of Information and Protection of Privacy Act.



ITEM No.8.2 Commission Action Plan Listing
Closed Session to prevent disclosure of positions, plans, procedures, criteria or instructions developed for the purpose of contractual or other negotiations by or on behalf of the Government of Alberta or a public body, or considerations that relate to those negotiations in accordance with Section 24(1) of the Freedom of Information and Protection of Privacy Act.

9. OPEN SESSION X

10 CLOSE OF MEETING X



Taber Municipal Police Commission Request for Decision

Meeting Date: 5/26/2022

Subject:

Minutes of the Regular Meeting of Taber Municipal Police Commission: April 20, 2022

Recommendation:

The Taber Municipal Police Commission adopts the minutes of the Regular Meeting held on April 20, 2022, as presented.

Background:

N/A

Legislation / Authority:

Municipal Government Act, Section 208(1)(a)(c)

Strategic Plan Alignment:

N/A

Financial Implication:

N/A

Service Level / Staff Resource Implication:

N/A

Justification:

Approval of minutes is in accordance with the Municipal Government Act, Section 208.



Alternative(s):

That the Taber Municipal Police Commission adopts the Minutes of the Regular Meeting held on April 20, 2022, as amended.

Attachment(s): Draft Minutes - Taber Municipal Police Commission April 20, 2022

APPROVALS:

Originated By:
Tenille Miller

Police Commission Chair or Designate: _____

MINUTES OF THE REGULAR MEETING OF THE TABER MUNICIPAL POLICE COMMISSION OF THE TOWN OF TABER, IN THE PROVINCE OF ALBERTA, HELD IN THE COUNCIL CHAMBERS, ADMINISTRATION BUILDING, ON WEDNESDAY, APRIL 20, 2022, AT 4:30 PM.

Chairperson

John MacDonald

Members

Wendi Chisholm
James Clements
Carly Firth
Daniel Remfert
Ferris Zaugg

Staff

Graham Abela
Tenille Miller

CALL TO ORDER

Chair, J. MacDonald welcomed all Commission members and Mayor Prokop to the regular April meeting of the Taber Municipal Police Commission and called the meeting to order at 4:30 PM.

Mayor Prokop was in attendance to present a plaque to past Chair, Wanda Osburne-Campbell.

ADOPTION OF THE AGENDA

RES. 40/2022 MOVED by D. Remfert that the Taber Municipal Police Commission adopts the agenda as presented.

CARRIED UNANIMOUSLY

ADOPTION OF THE MINUTES

Minutes of the Regular Meeting of Taber Municipal Police Commission: March 24, 2022

RES. 41/2022 MOVED by D. Remfert that the Taber Municipal Police Commission adopts the minutes of the Regular Meeting held on March 24, 2022, as presented.

CARRIED UNANIMOUSLY

BUSINESS ARISING FROM MINUTES

None.

ACTION ITEMS

Chief of Police Report to the Commission

Chief G. Abela shared his report to Commission for review and information.

Commission made no motion at this time.

Strategic Plan Report Card

Chief G. Abela presented a quarterly report and discussed how the service is meeting goals that were set out in the five year strategic plan.

Chair, MacDonald thanked the Chief for the review of their goals and measures laid out in the Strategic Plan Report Card.

Commission made no motion at this time.

ACTION ITEMS – CONT'D

Taber Municipal Police Commission Financial Information

Chief G. Abela reviewed the following financial statements with Commission members for information:

- Operating Variance – January 31, 2022 – Final
- Operating Variance – February 28, 2022 – Final
- Operating Variance – March 31, 2022 - Interim

Commission made no motion at this time.

Public Complaints Director Report

The report from the Public Complaints Director was reviewed for information. The Public Complaints Director indicated that there are currently not any complaints or issues being dealt with.

Commission made no motion at this time.

Wanda Osburne-Campbell arrived at 4:49 pm.

Past Chair, Wanda Osburne-Campbell arrived with her family and friends for the presentation. Taber Police Services, the Commission, and the Town of Taber thanked Wanda for the nine and half years that she served on the Taber Municipal Police Commission. Mayor Prokop and current Chair, John MacDonald presented Wanda with a plaque to congratulate and thank her for her dedicated years of service.

Commission Member Reports (Verbal)

Chief G. Abela thanked Councillor J. Sorensen for her email requesting more information on Bylaw and Community Standards issues and awareness within the community.

At this time he clarified the process for dealing with bylaw issues and requested feedback on how to make the public more aware of the processes in place for dealing with a bylaw issue. Chief G. Abela also noted that complaints regarding bylaw enforcement should be directed Taber Police Services or to the Chief (directly) in writing.

Commission made no motion at this time.

25/2016

Meeting Date
4/20/2022

DELEGATIONS

None.

MEDIA INQUIRIES

None.

RES. 42/2022

MOVED by D. Remfert that the Taber Municipal Police Commission moves into Closed Session to prevent the disclosure of:

- Position, plans, procedures, criteria or instructions developed for the purpose of contractual or other negotiations by or on behalf of the Government of Alberta or public body, or considerations that relate to those negotiations in accordance with Section 24(1) of the *Freedom of Information and Protection of Privacy Act*.

CARRIED UNANIMOUSLY AT 5:25 PM

CLOSED SESSION

8.1 Chief of Police Closed Session Report

Closed Session to prevent disclosure of positions, plans, procedures, criteria or instructions developed for the purpose of contractual or other negotiations by or on behalf of the Government of Alberta or a public body, or considerations that relate to those negotiations in accordance with Section 24(1) of the Freedom of Information and Protection of Privacy Act.

Pursuant to Section 197(6) of the *Municipal Government Act*, the following members of Administration were in attendance for Closed Session Agenda Item 8.1) Chief of Police Closed Session Report: Chief G. Abela, Chief of Police and Tenille Miller, Secretary to the Taber Municipal Police Commission.

8.2 Commission Action Plan Listing

Closed Session to prevent disclosure of positions, plans, procedures, criteria or instructions developed for the purpose of contractual or other negotiations by or on behalf of the Government of Alberta or a public body, or considerations that relate to those negotiations in accordance with Section 24(1) of the Freedom of Information and Protection of Privacy Act.

Pursuant to Section 197(6) of the *Municipal Government Act*, the following members of Administration were in attendance for Closed Session Agenda Item 8.2) Commission Action Plan Listing: Chief G. Abela, Chief of Police and Tenille Miller, Secretary to the Taber Municipal Police Commission.

OPEN SESSION

RES. 43/2022 MOVED by Councillor C. Firth that the Taber Municipal Police Commission reconvenes into Open Session.

CARRIED UNANIMOUSLY AT 6:28 PM

RES. 44/2022 MOVED By D. Remfert that the Taber Municipal Police Commission donate \$500 (funds from Council in lieu of a volunteer recognition banquet) to the Taber Action and Prevention Society (TCAPS) Crisis Fund.

CARRIED UNANIMOUSLY

CLOSE OF MEETING

As there were no further items for review the meeting was closed.

RES. 45/2022 MOVED by W. Chisholm that the Regular Meeting of the Taber Municipal Police Commission is hereby closed.

CARRIED UNANIMOUSLY at 6:30 PM

CHAIR

SECRETARY



Taber Municipal Police Commission Request for Decision

Meeting Date: 5/26/2022

Subject:
Crime Analysis 2021

Recommendation:

No motion required

Background:

The 2021 Crime Analysis Report is provided for Commission information. In most cases, this communication is provided simply as information to the Commission and no comment is needed. In some cases, though, the Commission may wish to seek clarification on the matter from its administration or from the originator of the communication, or even to challenge the matter through Commission discussion. Placing the communication on the Commission's agenda allows these opportunities.

This report meets the requirements of the Alberta Policing Standards.

Legislation / Authority:

The Police Act, Section 32(1)

Strategic Plan Alignment:

Community Safety Priorities

There are three areas where community safety is a priority

1. Public: the public deserve to feel safe in their homes and in the community.
2. Property: people should feel confident that their property is safe and secure from vandalism and theft
3. Police: police officers should be well trained and equipped to reasonably respond to threats against their person or those in community who chose to harm others or themselves.



Financial Implication:

N/A

Service Level / Staff Resource Implication:

None

Justification:

To keep the Commission informed of departmental happenings.

Alternative(s):

The Commission could seek clarification on any of the matters from Administration or the Chief.

Attachment(s): 2021 Crime Analysis Report

APPROVALS:

Originated By:

Tenille Miller

Police Commission Chair or Designate: _____



Crime Analysis

Taber Police Service

2021

By: Inspector David Gyepesi

and

Arlene Wong, Administrative Assistant

INTRODUCTION

As a means of providing the context for this crime analyses, a brief overview of the Town of Taber and the Taber Police is provided below. As Taber is growing slowly, the context and makeup of the community does not frequently change and, as a result, provides an excellent base from which to conduct crime analysis.

The Taber Police Service has served the Town of Taber as its police service since 1904. The Town of Taber is situated geographically 52 kilometers east of Lethbridge, Alberta and 100 kilometers north of the Montana Alberta border. Taber acts as a regional hub for the residents within the M.D. of Taber, however, Taber itself has a population of 8711 people according to the 2020 Town of Taber Census.

The Taber Police Service is an organization which is governed by the Taber Municipal Police Commission. The Police Act (2000) states that a police commission shall,

“Oversee the police service and for that purpose shall do the following:

- A) allocate funds that are provided by the council;
- B) establish policies providing for the efficient and effective policing;
- C) issue instructions, as necessary, to the chief of police in respect to the policies referred to in clause (b);
- D) ensure that sufficient persons are employed for the police service for the purpose of carrying out the functions of the police service.” (p.22)

The Taber Police has three core functions: the provision of Policing Services, Public Safety Dispatch and Support, and Community Support. In the Public Safety Dispatch area, our regional E911 communications center receives calls for service from the citizens of the Town of Taber and the M.D of Taber, they dispatch the Taber Police and local and regional fire services, and they forward ambulance calls to the Alberta Health Services Southern Communication Centre based out of Calgary. They also forward police calls for service to the RCMP when the incident is not within the Town of Taber. Communication Operators are also responsible for the monitoring of 6 Community Peace Officer organizations as well as call taking/monitoring for a private security company. Taber Police Service Communications Operators' responsibilities do not end with the dispatch function. Their responsibilities also include administrative support of Taber Police members through file creation, court/release document preparation and data information gathering to name a few.

As part of the policing service's function, we provide 24/7 policing to the Town of Taber. Included in that is the Community Standards Unit (CSU), which services the bylaw enforcement needs of the community. The unit is made up of one full-time Police Constable and two full-time summer students.

As of 2021, the authorized strength of the Taber Police Service is 18 police officers. The Province of Alberta funds one of these police officer positions; one member is funded through and seconded to ALERT. There are currently 3 Auxiliary Police officers, 4 full-time and 3 part-time (Casual) Communication Operators, 1 Public Security Communication Manager, 1 administrative support position, 4 part-time casual prisoner guards and a large volunteer complement.

In terms of the community support function, the Taber Police Service works with various community agencies and volunteers to support the community as a whole.

Osborne (2001) wrote, “analysis is necessary to understand the scope of a problem and to be certain the problem is actually a problem. Sometimes crime and public disorder issues are public perception or a misinterpretation or under-analysis of statistics and do not exist in reality. Some problems, which are not so noticeable, are actually severe and have a strong negative impact on the community.” (p. 23). This quote speaks to the importance of conducting regular statistical analysis of crime in order to confirm or refute whether issues exist concerning crime in a particular area. The Alberta police standards require that each police service conduct a yearly crime analysis.

2021 marks the fifteenth year that the Taber Police Service is conducting a yearly crime analysis. This exercise will allow us to advise our stakeholders of current crime trends observed within the Town of Taber and it allows us to intelligently deploy our resources. It should also be noted that the Taber Police Service executive closely watches for trends of criminal activity that may be occurring within our community. These trends are examined in our police reports to the Commission. Our small size allows us to be fluid and adaptable to community concerns and, as such, the utilization of crime analyses, from a purely statistical and academic point of view, has less efficacy than crime analyses within a larger police service that have more resources available to be deployed to address any identified issues.

RESEARCH METHODS

In order to gather the data used in this analysis an anecdotal review of the crime stats reported to Statistics Canada through the Police Reporting and Occurrence System (PROS) was conducted. In each case, the reports of crime were tallied and have been displayed both numerically and by chart. We utilized a 5-year window and gathered the data through manual searches of the databases. The date range for the data commenced January 1 of the given year and was terminated December 31 of that same year. The total reports of crime were tabulated and were compared against the previous years' numbers. As with all data, there is much speculation as to whether or not reports of crime are a determinant of actual crime within a given community. Although not infallible, we believe that given the time period specified and the scrutiny that is involved with inputting the data into our records management systems that, although we can't ensure accuracy, we believe the results are an actual reflection of the occurrences of reported crime within our community and, as such, can be used as a means of making educated guesses to help improve upon policing practices within our community.

RESULTS

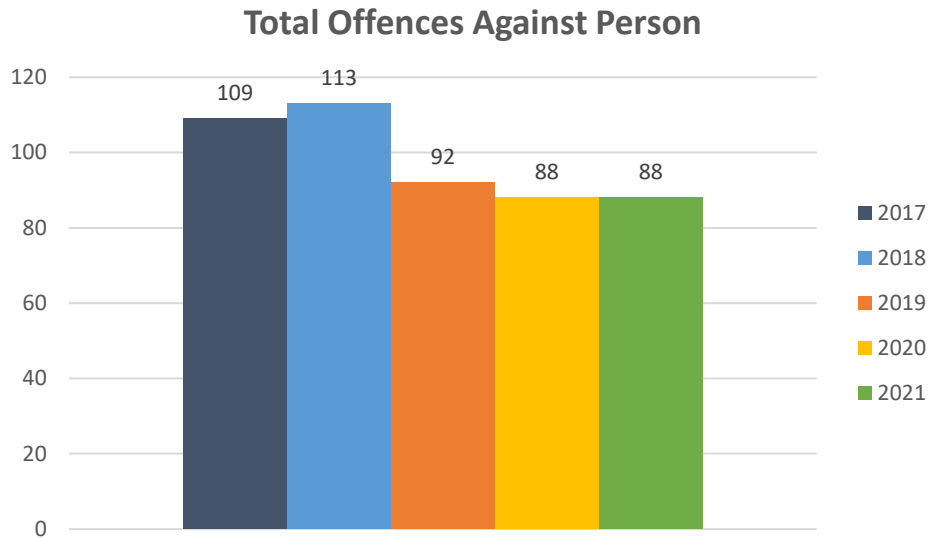
The reports of crime can be broken down into five categories; offences against the person, property offences, other criminal code offences, drug offences and provincial Acts. All information gathered from this report can be found in the data obtained from the following table:

	<u>2017</u>	<u>2018</u>	<u>2019</u>	<u>2020</u>	<u>2021</u>	<u>% Of Difference 2020 to 2021</u>
OFFENCES AGAINST PERSONS						
HOMICIDE						
Attempted Murder	0	0	0	0	0	0%
Murder	0	0	0	0	0	0%
Other	0	0	0	1	0	-100%
<i>TOTAL HOMICIDE</i>	0	0	0	1	0	-100%
ROBBERY	0	3	1	0	2	200%
ASSAULTS						
Sexual Assault	13	10	12	8	9	13%
Assault (Level 1)	71	70	58	60	48	-20%
Assault Weap/Bodyhrm	9	20	16	6	20	233%
Aggravated Assault	5	3	1	3	3	0%
Assault on Police	7	8	0	6	5	-17%
<i>TOTAL ASSAULTS</i>	105	107	87	83	85	2%
KIDNAPPING / HOSTAGE / ABDUCTIONS	4	3	4	4	1	-75%
<i>TOTAL OFFENCES AGAINST PERSONS</i>	109	113	92	88	88	0%
PROPERTY OFFENCES						
BREAK AND ENTER	49	32	49	33	23	-30%
THEFTS OF MOTOR VEHICLES	23	24	26	19	24	26%
THEFTS OVER \$5000	8	9	10	7	4	-43%
THEFTS UNDER \$5000	222	185	242	156	97	-38%
POSSESSION OF STOLEN PROPERTY	33	22	31	26	12	-54%
FRAUDS	49	37	72	53	68	28%
<i>TOTAL PROPERTY OFFENCES</i>	384	309	430	294	227	-23%

	<u>2017</u>	<u>2018</u>	<u>2019</u>	<u>2020</u>	<u>2021</u>	<u>% Of Difference 2020 to 2021</u>
OTHER CRIMINAL CODE						
PROPERTY DAMAGE	129	133	156	125	94	-25%
DISTURB THE PEACE	123	157	149	107	124	16%
CRIMINAL HARASSMENT	10	25	11	10	15	50%
UTTERING THREATS	69	65	44	40	40	0%
BREACH OF PROBATION/BAIL VIOLATION	138	165	202	13	15	15%
IMPAIRED OPERATION	48	51	54	34	30	-12%
TOTAL OTHER CRIMINAL CODE OFFENCES	517	606	616	329	318	-3%
DRUG OFFENCES						
COCAINE POSSESSION	1	10	5	2	2	0%
COCAINE TRAFFICKING	3	5	5	7	4	-43%
METHAMPHETAMINE POSSESSION	1	11	17	10	8	-20%
METHAMPHETAMINE TRAFFICKING	0	1	7	1	3	200%
OPIOD POSSESSION	0	1	1	2	0	-100%
OPIOD OPIOD TRAFFICKING	0	0	5	2	0	-100%
OTHER	5	8	6	4	5	25%
TOTAL DRUG OFFENCES (Including Marihuana)	25	65	n/a	n/a	n/a	n/a
TOTAL DRUG OFFENCES (Excluding Marihuana)	n/a	36	46	28	22	-21%
PROVINCIAL ACTS						
CANNABIS POSSESSION UNDER 30g	n/a	n/a	30	17	6	-65%
CHILD WELFARE	14	15	14	22	6	-73%
LIQUOR ACT	122	134	128	79	73	-8%
MENTAL HEALTH ACT	73	111	92	103	112	9%
OTHER PROVINCIAL STATS	2155	2007	1916	1567	1816	16%
COLLISIONS	143	148	135	100	127	27%
MUNICIPAL BYLAWS	532	501	495	467	381	-18%
TOTAL PROVINCIAL ACTS (Including Marihuana)	3039	2916	n/a	n/a	n/a	n/a
TOTAL PROVINCIAL ACTS (Excluding Marihuana)	n/a	2940	2810	2355	2521	7%

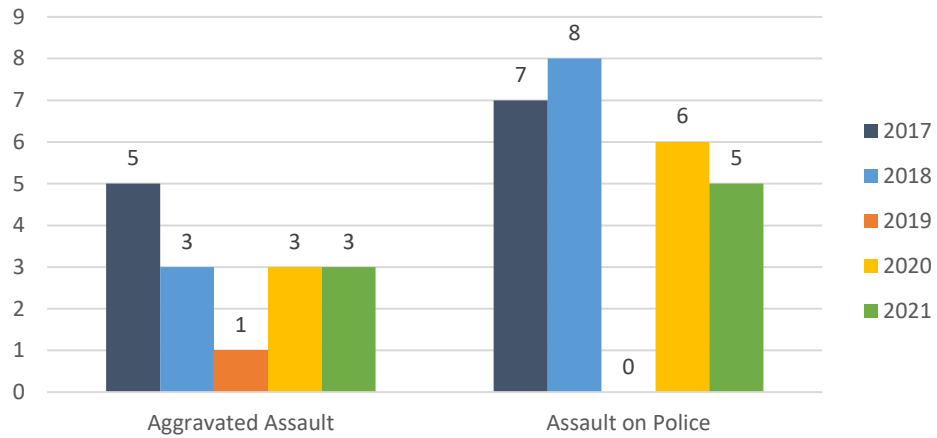
OFFENCES AGAINST PERSON

The Offences Against Persons category of crime relates to all reported incidents of crime that directly involve a person as a victim of the crime. Some examples are, but not limited to, assaults on police, assaults, sexual assault, abductions, etc.



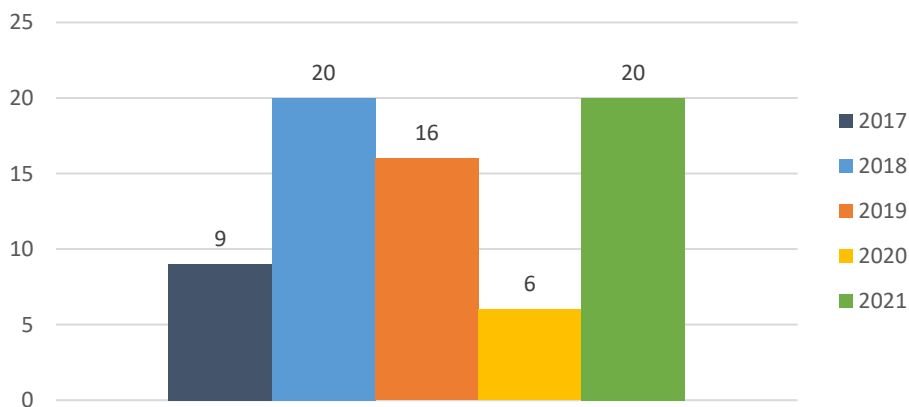
Overall, the 2021 crime analysis determined there was no change in the total combined Offences Against Persons crime rate. This means that if you lived in Taber in 2020, there was a 0.01 % chance of you being the victim of an offence against person. These numbers are based off of the 2020 census where it was reported that the Town of Taber had a population of 8711.

Offences Against Person



The number of reported offences that are included in the Offences Against Person category increased in 2 of the 10 offence types. The 2 offences with increases were Sexual Assault (13%) and Assault with a Weapon (233%). The Assault with a Weapon category reported 20 occurrences in 2021, compared to 6 in 2020. Of those 20 occurrences 18 were cleared by charge. The 2020 statistics were effected by the COVID-19 pandemic and were, therefore, lower than previous years. The numbers in 2021 when compared to pre-pandemic years show a slighter increase and are more in line with the national increase (7%) in assault with a weapon/bodily harm offences.

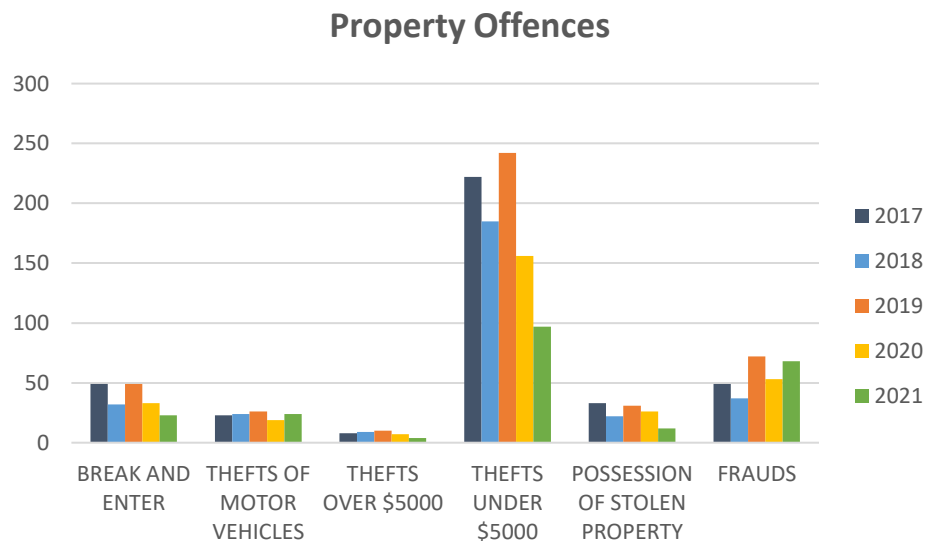
Assault with Weapon/Bodily Harm



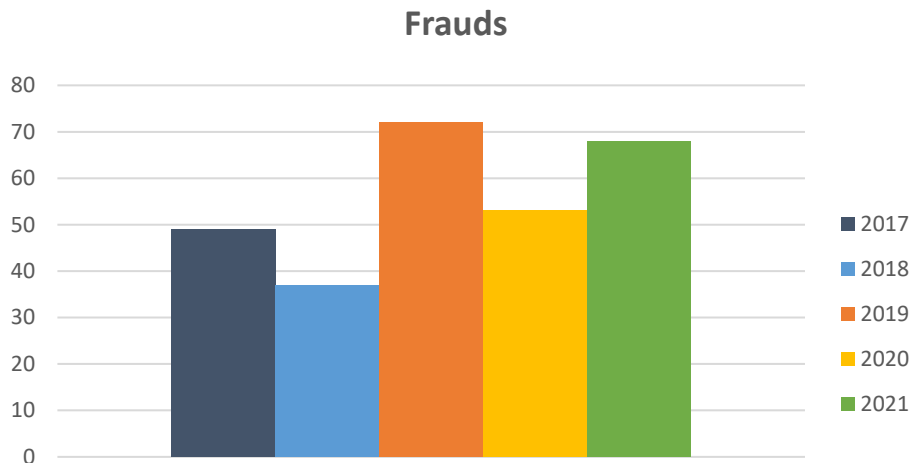
In 2021, the number of reports that the Taber Police Service received regarding sexual offences did increase by 13%. However, it should be noted that there was only one more occurrence in 2021 as compared to 2020. There was 9 occurrences being reported in 2021 compared to 8 in 2020. Of those 9 occurrences, 2 resulted in formal charges being laid, 1 was determined to be unfounded, 2 reported insufficient evidence to proceed, 3 incidents where the victim declined to proceed, and one is still under investigation. These numbers are still lower when compared to 2016 when the Taber Police Service recorded its highest sexual offence report levels (19) since the inception of yearly crime analysis.

PROPERTY OFFENCES

Property Offences are crime types where an item belonging to someone else is the subject of an offence. Examples of property offences include theft, possession of stolen property, break and enter, frauds, etc.

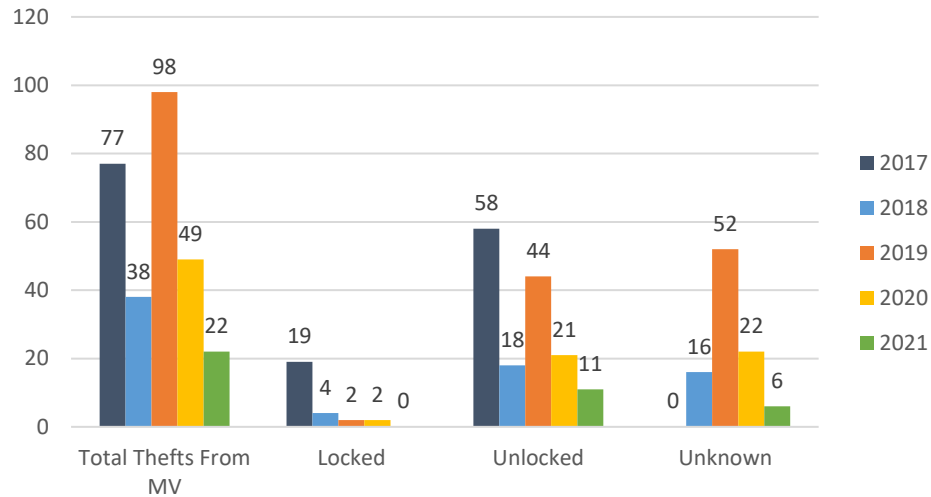


There was an overall 23% decrease in Property Offences in 2021, which followed a 32% decrease in 2020. There were 430 property related offences reported in 2019, 294 reports in 2020, and 227 in 2021. The large increase in 2019 was forecasted in our 2018 crime analysis, however, a global pandemic was not forecast for 2020. It seems like the effects of the pandemic had continued into 2021.



The Taber Police Service observed decreases in 4 of the 6 Property Offence categories. The two categories where increases occurred were regarding theft of motor vehicles (26%) and frauds (28%). In the Fraud category 68 occurrences were reported in 2021, compared to 53 in 2020. This is consistent with the large volume of reports across the country of fraudulent activity via phone or online. The Canada Anti-Fraud Center (2021) shows that there were 106,770 reports of fraud and 67,815 victims of fraud in Canada.

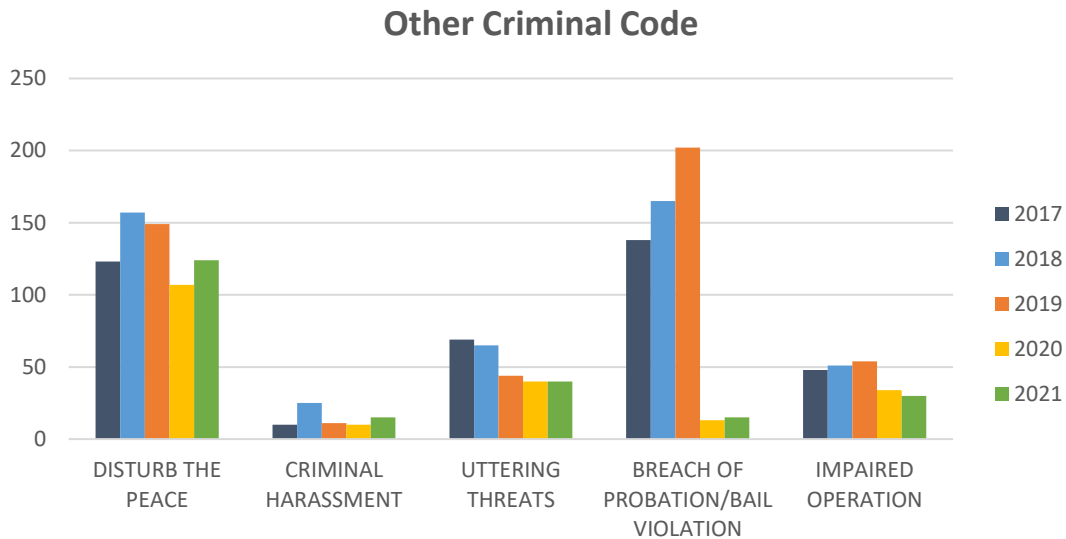
Thefts From Motor Vehicle



Thefts from motor vehicles accounted for 23% (22 out of 97) of all reports of thefts under \$5,000. Of the 22 reports of thefts from motor vehicles, 15 occurrences involved items being stolen from the interior of unattended vehicles, 5 involved licence plates being stolen, and 2 were unfounded complaints. The interior thefts showed that all 15 of the vehicles were determined to have been unlocked. In 11 other instances, it was undetermined if the vehicle was locked and/or items were stolen from the exterior of the vehicle. These statistics confirm that ensuring that doors are locked when vehicles are left unattended would likely decrease the number of reportable thefts within these categories.

OTHER CRIMINAL CODE

Although not all encompassing, the offence description of other criminal code refers to offences that do not fall into the categories of offences against person, drug or property offences. Examples of these types of offences are disturbing the peace, criminal harassment, uttering threats, breach of probation, impaired driving, etc.



2021 saw a 3% decrease in this crime category, resulting in 318 reports in 2021 compared to 329 reports in 2020. An increase of 50% was noted in the Criminal Harassment statistics, with 15 occurrences in 2021 as compared to 10 in 2020. This is consistent with national increases (+4 %) in criminally harassing and threatening behaviours.

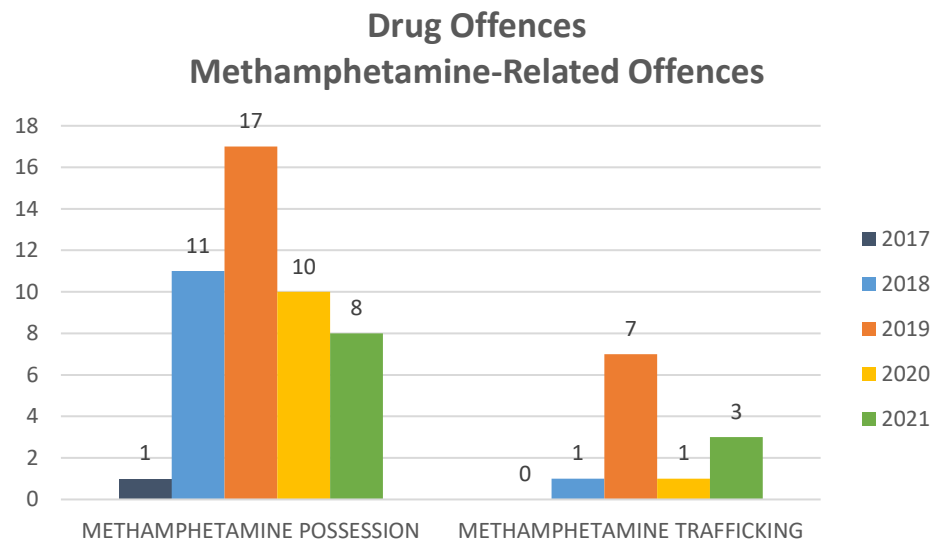
Impaired driving statistics presented a 12% decrease with 30 occurrences reported in 2021 compared to 33 in 2020. Out of the 30, 24 were actual and 6 were unfounded. Of those 24, a total of 2 resulted in criminal charges (repeat offenders), 19 resulted in IRS

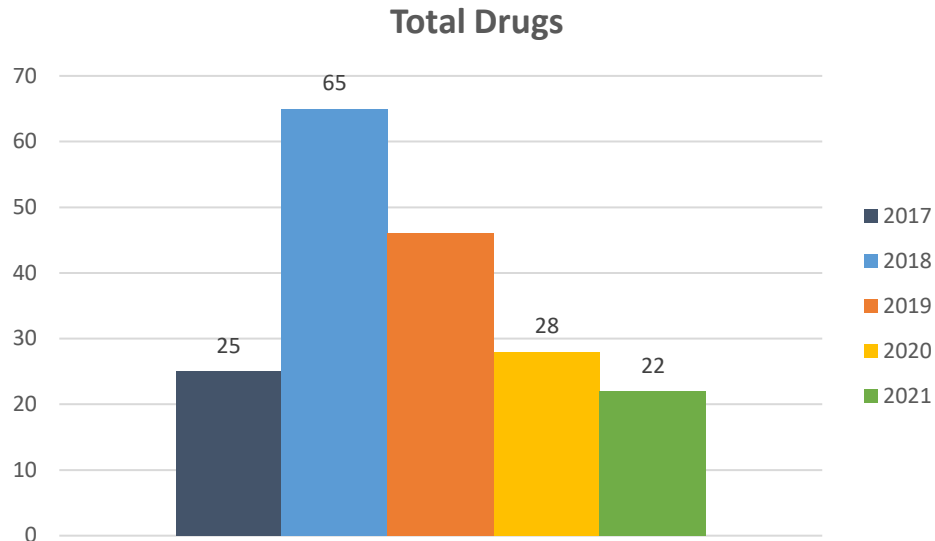
suspensions being issued and 5 occurrences were scored as insufficient evidence to proceed.

On December 1, 2020, Alberta introduced Bill 21 - new Impaired Driving Legislation. First time offenders are now dealt with by Immediate Roadside Suspensions (IRS) and administrative penalties. Repeat offenders and impaired driving causing harm will also face criminal charges.

DRUG OFFENCES

Drug offences are those crimes reported that involve contraventions of the Controlled Drugs and Substances Act. Examples of crimes that are included within this category are possession and trafficking of all illegal drugs and production of illegal drugs. Cannabis related offence types have been removed from this section and placed in the Provincial Act crime type due to the changes in federal law.



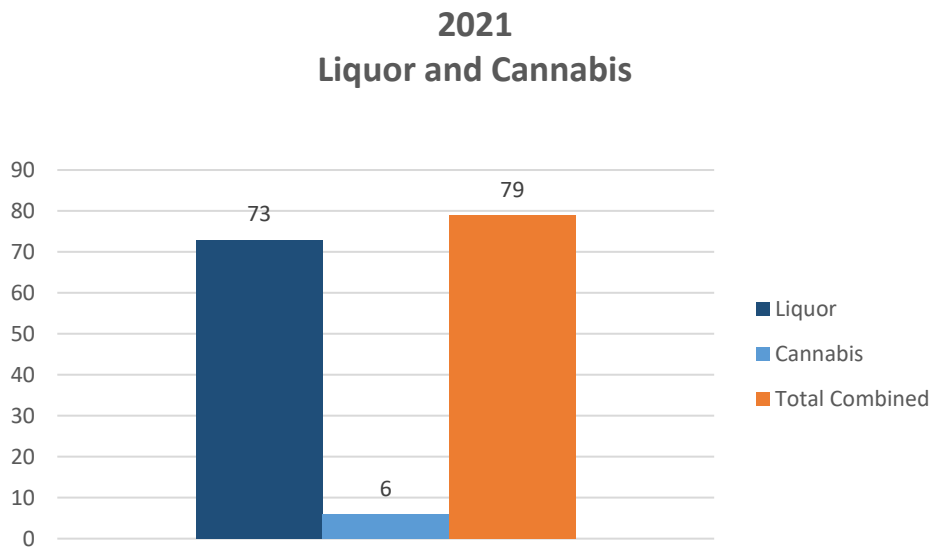
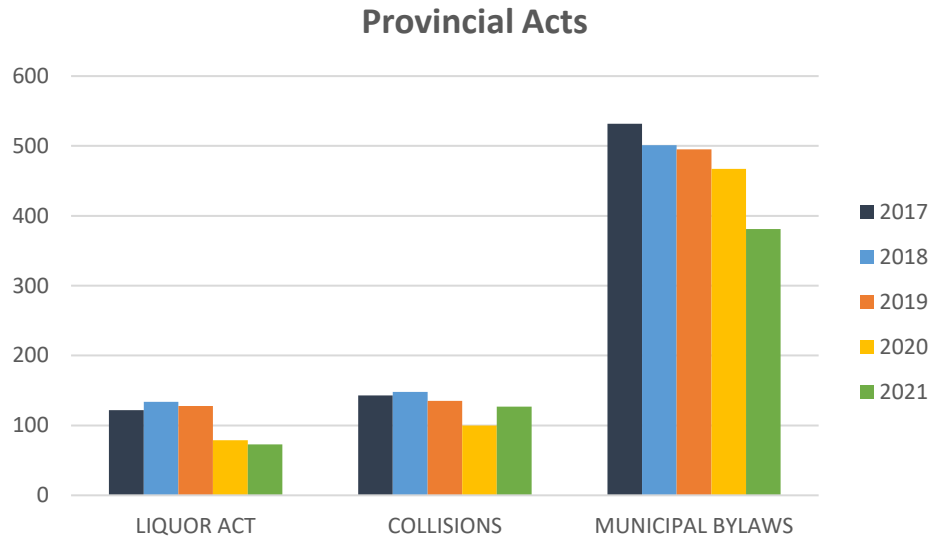


In 2021 there was a total category decrease of 21%. Only two categories showed an increase. This was in the categories of Methamphetamine trafficking, (3 occurrences) and Opioid Trafficking, (5 occurrences). An increase in the trafficking can be correlated with the work of the Intelligence officer and the investigations regarding drug targets in our community. Once we are able to focus direction in this area with a dedicated General Investigative position in 2022, we should see a further increase in these categories.

PROVINCIAL ACTS

Provincial Acts are the numerous laws enforced by police that are enacted through an Act of the Provincial Legislature of Alberta. Although there are hundreds of these Acts, this report will deal with reports of crime under The Child Youth Enhancement Act, The Gaming and Liquor Act, The Cannabis, Gaming and Liquor Act, and The Mental Health Act. Other Provincial Statutes, Traffic Collisions and Municipal Bylaws are also measured in this section. Although not criminal complaints, a large proportion of police

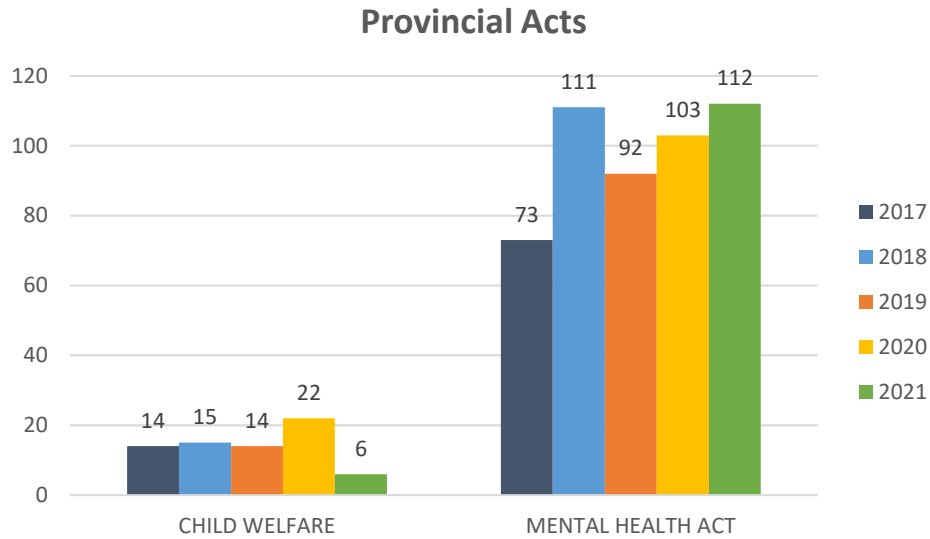
resources are dedicated to the enforcement and investigation of Provincial Acts. 2021 is the third year since cannabis was added to the Gaming and Liquor Act.



The 2021 numbers revealed a total increase, from 2020, of 7% in the number of reports to the Taber Police Service concerning Provincial Acts. The largest decrease was reported in Child Welfare occurrences, down by 73 %, from 22 reports in 2020 to 6 reports in 2021. Each report made to the Taber Police Service of a child welfare nature is shared with the Taber CFS office to ensure each organization involved can fulfill their mandates and responsibilities. South Country Child and Family Services continues to be an important stakeholder/partner of the Taber Police Service in ensuring the safety of the children within our community. Further to this our partnership with the Chinook Child and Youth Advocacy Center will foster a multidisciplinary team approach to these types of calls to service.

An increase was seen in other provincial stats which would include traffic violations. This category is made up of 14 offences listed under the Traffic Safety Act. Some of these offences are moving traffic violations, fail to stop or remain at an accident scene, and motor vehicle insurance coverage violations, to name a few. Of the 1816 reports of offences included in the Other Provincial Stats section, 1580 resulted in charges being laid; an increase of 226 charges from 2020. Collisions saw an increase between 2020 and 2021 as they rose from 100 reports to 127 (27%).

The numbers for the municipal bylaw occurrences dropped in 2021 to 381 occurrences as compared to 467 in 2020. This is a decrease of 6%.



Mental Health calls to service increased 9%, from 103 to 112 reports. This is consistent with numbers across the country as this continues to be an important area of police focus.

CONCLUSION

In an ever-changing climate the Taber Police Service can use crime analysis statistics to assist in an educated response to various criminal concerns within our community. A snapshot of the issues of concern are reviewed so we can direct a focused response. The 2020 Crime Analysis is an anomaly unlike anything seen in many decades. As has already been mentioned in this report, decreases were observed in all five crime categories. Three of the categories saw decreases of over 30%. The obvious reason to attribute to this anomaly is the Covid 19 pandemic and the effects it created, starting in March of 2020. As mentioned in last year's report a true comparison will be between 2020 and 2021 crime statistics as the pandemic continued into 2021.

The Offences Against Persons category revealed a 0% change in reports. This can lead to an inference that Taber is a safe community. Property Offences decreased a significant 23% (after a significant decrease in 2020).

Until late 2017, meth usage in Taber had been relatively non-existent. This increasing meth use in Taber can be explained as this same trend has been observed across the province, as Meth has become the drug of choice among illicit drug users within communities. While our total Drug Offences decreased by 21%, a continued focus on drug education, community partnerships, particularly the work of the school resource officer, and building resiliency in youth, will be an important tool to assist in this issue.

Mental Health Act occurrences have increased, and it appears this trend will continue as the Covid 19 pandemic stretched into 2021. According to the Statistics Canada Community Health Survey (2019), since COVID-19, fewer Canadians report having excellent or very good mental health – 55% (July 2020) down from 68%. Regardless, the continued ability of the Taber Police Service to foster and grow our community partnerships is imperative to ensure effective response to this societal issue. The current Hub and Spoke model within our community regarding mental health is an example of an effective response.

The Police Executive Research Forum (2014), advised, “At the most fundamental level, police have expanded their mission, taking on the goal of preventing crime and reducing crime rates, rather than merely responding after crimes are committed. Today’s best police departments are always looking for ways to be proactive rather than reactive.” (p.42). This consistently has been a way of doing business for the Taber Police Service and it is crucial that it continues to ensure effective community response. As drug use

continues, the need for social supports will continue. This involves continued partnerships with addictions, mental health and victim services workers and advocates. From a policing perspective, it is important to continue enforcement and investigations regarding these individuals. The continuation of intelligence gathering, source cultivation and aggressive police work will be a vital part of the entire body of work that will be required to help combat this issue.

The Taber Police Service, through strategic planning and proper resource allocation is prepared to respond effectively. This crime analysis can be utilized as research to further promote and ensure the mission statement of the Taber Police Service is fulfilled.

REFERENCES

- Canada Anti-Fraud Center (2021). Statistics. Retrieved from:
<https://www.antifraudcentre-centreantifraude.ca/index-eng.htm>
- Osborne, D (2001). Four Position Papers on the Role of the Crime Analyst in Policing. Retrieved from: https://www.ialeia.org/docs/Crime_Policing_Document.doc
- Police Executive Research Forum. (2014). *Future trends in Policing*. Washington, D.C; Office of Community Oriented Policing Services. Retrieved from <http://www.policeforum.org>.
- Province of Alberta. (2016). Police Act. Revised Statutes of Alberta 2000 Chapter P-17. Edmonton, Ab. Alberta Queens Printer
- Statistics Canada, Canadian Community Health Survey (2019). Canadian Perspectives Survey Series 1; Canadian Perspectives Survey Series, Series 4. Retrieved from: <https://www150.statcan.gc.ca/n1/en/daily-quotidien/200408/dq200408c-eng.pdf?st=r2Z6ebYD>



Taber Municipal Police Commission Request for Decision

Meeting Date: 5/26/2022

Subject:

Taber Municipal Police Commission Financial Information

Recommendation:

No motion is required.

Background:

The report of the financial information for the period ending March 31, 2022 – Final, and April 30, 2022 – Interim for review and discussion.

Legislation / Authority:

The Police Act, Section 31(1)

Strategic Plan Alignment:

Governance:

Strengthen our core infrastructure and services in a fiscally responsible manner

Financial Implication:

None

Service Level / Staff Resource Implication:

None



Justification:

In accordance with the Police Act, Section 31, where a commission has been established, the commission shall, in the carrying out of its responsibilities, oversee the police service and for that purpose shall allocate the funds that are provided by the Council.

Alternative(s):

The Taber Municipal Police Commission could seek clarification on any item.

Attachment(s): Operating Variance - March 31, 2022 - Final
 Operating Variance - April 30, 2022 - Interim

APPROVALS:

Originated By:
Tenille Miller

Police Commission Chair or Designate: _____

TOWN OF TABER
Commission - Police
For the Three Months Ending Thursday, March 31, 2022

Account	Description	2022	2022	Variance	Used	2021	2022	Variance
		Total	Actual			Actual	Actual	
		Budget	Annual			YTD	YTD	
Revenues:								
1-21-10-412-0000	Sales of Services	(184,315.00)	(116,564.70)	67,750.30	63.24%	(90,902.03)	(116,564.70)	(25,662.67)
1-21-10-531-0010	Fines Police	(479,775.00)	(59,887.72)	419,887.28	12.48%	(122,724.12)	(59,887.72)	62,836.40
1-21-10-532-0010	Fines Animal Control Dogs	(3,000.00)	(843.45)	2,156.55	28.12%	(395.00)	(843.45)	(448.45)
1-21-10-539-0000	Other Fines	(3,000.00)	(375.00)	2,625.00	12.50%	(750.00)	(375.00)	375.00
1-21-10-590-0000	Sundry Revenue	(131,500.00)	(108,068.10)	23,431.90	82.18%	(476.00)	(108,068.10)	(107,592.10)
1-21-10-840-0010	Transfers from Provincial Gov Conditional	(795,761.00)	(162,713.89)	633,047.11	20.45%	(169,283.83)	(162,713.89)	6,569.94
1-21-10-850-0011	Transfers from Local Government - MD	(54,700.00)		54,700.00	0.00%	(45,454.00)		45,454.00
1-21-10-990-0000	Operating Contingency/Debt Recovery	(60,000.00)		60,000.00	0.00%			
	Total Revenues	(1,712,051.00)	(448,452.86)	1,263,598.14	26.19%	(429,984.98)	(448,452.86)	(18,467.88)
Expenditures:								
2-21-10-110-0000	Salaries - Out of Scope	421,204.00	91,223.90	(329,980.10)	21.66%	106,988.16	91,223.90	(15,764.26)
2-21-10-111-0000	Police Assoc Wages - Full Time	1,744,504.00	380,187.26	(1,364,316.74)	21.79%	400,860.37	380,187.26	(20,673.11)
2-21-10-113-0000	CUPE Wages - Full Time Clerical	513,344.00	105,626.73	(407,717.27)	20.58%	105,615.19	105,626.73	11.54
2-21-10-117-0000	CUPE Wages - Casual	152,720.00	35,985.51	(116,734.49)	23.56%	35,316.11	35,985.51	669.40
2-21-10-118-0000	CUPE Wages - Casual Guards	74,765.00	15,016.14	(59,748.86)	20.08%	13,324.66	15,016.14	1,691.48
2-21-10-130-0000	Employer Statutory & Benefits Contributions	689,763.00	166,728.07	(523,034.93)	24.17%	183,165.28	166,728.07	(16,437.21)
2-21-10-210-0000	Commission Honorarium	5,000.00		(5,000.00)	0.00%			
2-21-10-211-0000	Travel and Subsistence	73,350.00	3,264.07	(70,085.93)	4.45%	1,309.26	3,264.07	1,954.81
2-21-10-213-0000	Training - External	75,835.00	16,508.00	(59,327.00)	21.77%	2,664.09	16,508.00	13,843.91
2-21-10-214-0000	Memberships, Conferences, Registration Fees	16,200.00	5,470.00	(10,730.00)	33.77%	3,550.00	5,470.00	1,920.00
2-21-10-215-0000	Express, Cartage, Freight	2,900.00	592.22	(2,307.78)	20.42%	391.29	592.22	200.93
2-21-10-216-0000	Postage	1,300.00	136.30	(1,163.70)	10.48%	176.90	136.30	(40.60)
2-21-10-217-0001	Communications - Telephone Land Lines	19,686.00	5,483.55	(14,202.45)	27.86%	5,091.90	5,483.55	391.65
2-21-10-217-0002	Communications - Telephone Mobile	9,780.00	1,664.15	(8,115.85)	17.02%	1,766.84	1,664.15	(102.69)
2-21-10-217-0003	Communications - Data	3,600.00	756.01	(2,843.99)	21.00%	769.83	756.01	(13.82)
2-21-10-221-0000	Advertising, Promotion, Public Relations	5,000.00	682.85	(4,317.15)	13.66%	587.86	682.85	94.99
2-21-10-223-0000	Subscriptions and Publications	500.00		(500.00)	0.00%			
2-21-10-232-0000	Professional Services - Legal	5,000.00	1,616.50	(3,383.50)	32.33%		1,616.50	1,616.50
2-21-10-235-0000	Professional Services - Management	16,000.00	3,300.00	(12,700.00)	20.63%	1,500.00	3,300.00	1,800.00
2-21-10-238-0020	Professional Services - Veterinary Cat Control	5,000.00		(5,000.00)	0.00%			
2-21-10-239-0000	Professional Services - Other	75,000.00	4,118.59	(70,881.41)	5.49%	6,690.16	4,118.59	(2,571.57)
2-21-10-252-0010	Contracted Repairs, Maintenance - Building	8,000.00		(8,000.00)	0.00%			
2-21-10-252-0020	Contracted Repairs, Maintenance - Building Janitor	37,041.00	10,702.32	(26,338.68)	28.89%	10,177.32	10,702.32	525.00
2-21-10-253-0010	Contracted Repairs, Maintenance - M&E & Furnishing	9,500.00		(9,500.00)	0.00%	283.33		(283.33)
2-21-10-255-0010	Contracted Repairs, Maintenance - Vehicles	20,000.00	2,059.20	(17,940.80)	10.30%	1,163.16	2,059.20	896.04
2-21-10-256-0010	Contracted Repairs, Maintenance - Land Improvement	1,000.00		(1,000.00)	0.00%			
2-21-10-263-0000	Rental / Lease of Equipment & Furnishings	10,500.00	3,109.62	(7,390.38)	29.62%	2,909.98	3,109.62	199.64
2-21-10-265-0000	Rental / Lease of Vehicle	8,500.00	1,653.78	(6,846.22)	19.46%		1,653.78	1,653.78

Account	Description	2022	2022	Variance	Used	2021	2022	Variance
		Total	Actual			Actual	Actual	
		Budget	Annual			YTD	YTD	
2-21-10-271-0000	Licenses, Permits and Software Support	46,600.00	8,291.71	(38,308.29)	17.79%	17,273.08	8,291.71	(8,981.37)
2-21-10-274-0000	Insurance Premiums	18,827.00	18,017.47	(809.53)	95.70%	17,694.65	18,017.47	322.82
2-21-10-290-0000	Towing	1,500.00		(1,500.00)	0.00%	335.00		(335.00)
2-21-10-351-0000	Purchases from Local Government	76,000.00	9,324.00	(66,676.00)	12.27%	16,065.00	9,324.00	(6,741.00)
2-21-10-511-0000	Stationery, Office Supplies	22,200.00	1,672.97	(20,527.03)	7.54%	1,833.60	1,672.97	(160.63)
2-21-10-512-0000	Clothing & Boots	28,500.00	2,396.95	(26,103.05)	8.41%	1,556.82	2,396.95	840.13
2-21-10-513-0000	Janitorial Supplies	3,400.00	631.58	(2,768.42)	18.58%	291.15	631.58	340.43
2-21-10-515-0000	Catered or Purchased Foods	2,500.00	440.22	(2,059.78)	17.61%	107.03	440.22	333.19
2-21-10-516-0000	Pharmaceutical & First Aid	1,100.00	793.13	(306.87)	72.10%	115.47	793.13	677.66
2-21-10-517-0000	Promotional Materials	1,000.00	224.75	(775.25)	22.48%	245.44	224.75	(20.69)
2-21-10-519-0000	General Goods and Supplies - Other	1,600.00	121.32	(1,478.68)	7.58%	9.01	121.32	112.31
2-21-10-521-0000	Gas, Oil, Antifreeze, Etc.	46,000.00	11,804.06	(34,195.94)	25.66%	9,503.07	11,804.06	2,300.99
2-21-10-522-0000	Tires & Batteries	8,000.00		(8,000.00)	0.00%			
2-21-10-523-0000	Machine & Equipment Parts	1,500.00	61.44	(1,438.56)	4.10%	383.35	61.44	(321.91)
2-21-10-523-0010	Vehicle Parts				0.00%	13.78		(13.78)
2-21-10-523-0020	Building Furnishings & Supplies		25.00	25.00	0.00%	40.00	25.00	(15.00)
2-21-10-523-0030	Computer Equipment & Supplies	1,000.00		(1,000.00)	0.00%	9.99		(9.99)
2-21-10-524-0000	Small Equipment and Tools	21,900.00	457.97	(21,442.03)	2.09%	522.85	457.97	(64.88)
2-21-10-525-0000	Safety Equipment and Supplies		131.51	131.51	0.00%		131.51	131.51
2-21-10-538-0000	Building, Plumbing and Electrical Supplies	2,500.00	35.81	(2,464.19)	1.43%	1,125.15	35.81	(1,089.34)
2-21-10-543-0000	Natural Gas	3,600.00	2,331.50	(1,268.50)	64.76%	1,755.74	2,331.50	575.76
2-21-10-544-0000	Electricity	22,000.00	5,580.82	(16,419.18)	25.37%	4,851.24	5,580.82	729.58
2-21-10-590-0000	Sundry Expenses	131,500.00	63,473.92	(68,026.08)	48.27%	116.00	63,473.92	63,357.92
2-21-10-690-0000	Amortization	201,903.00	50,476.00	(151,427.00)	25.00%	49,026.00	50,476.00	1,450.00
2-21-10-813-0000	Bank Charges	1,000.00	293.24	(706.76)	29.32%	246.84	293.24	46.40
2-21-10-940-0000	Contributions to Capital Fund	115,600.00	28,899.90	(86,700.10)	25.00%	28,899.90	28,899.90	
	Total Expenditures	4,764,722.00	1,061,370.04	(3,703,351.96)	22.28%	1,036,321.85	1,061,370.04	25,048.19
	Net Operating	3,052,671.00	612,917.18	(2,439,753.82)	20.08%	606,336.87	612,917.18	6,580.31

TOWN OF TABER
Commission - Police
For the Four Months Ending Saturday, April 30, 2022

Account	Description	2022	2022	Variance	Used	2021	2022	Variance
		Total	Actual			Actual	Actual	
		Budget	Annual			YTD	YTD	
Revenues:								
1-21-10-412-0000	Sales of Services	(184,315.00)	(122,641.03)	61,673.97	66.54%	(99,245.83)	(122,641.03)	(23,395.20)
1-21-10-531-0010	Fines Police	(479,775.00)	(80,927.24)	398,847.76	16.87%	(164,123.02)	(80,927.24)	83,195.78
1-21-10-532-0010	Fines Animal Control Dogs	(3,000.00)	(1,153.45)	1,846.55	38.45%	(550.00)	(1,153.45)	(603.45)
1-21-10-539-0000	Other Fines	(3,000.00)	(450.00)	2,550.00	15.00%	(825.00)	(450.00)	375.00
1-21-10-590-0000	Sundry Revenue	(131,500.00)	(117,346.40)	14,153.60	89.24%	(476.00)	(117,346.40)	(116,870.40)
1-21-10-840-0010	Transfers from Provincial Gov Conditional	(795,761.00)	(212,844.75)	582,916.25	26.75%	(169,283.83)	(212,844.75)	(43,560.92)
1-21-10-850-0011	Transfers from Local Government - MD	(54,700.00)	(62,890.00)	(8,190.00)	114.97%	(45,454.00)	(62,890.00)	(17,436.00)
1-21-10-990-0000	Operating Contingency/Debt Recovery	(60,000.00)		60,000.00	0.00%			
	Total Revenues	(1,712,051.00)	(598,252.87)	1,113,798.13	34.94%	(479,957.68)	(598,252.87)	(118,295.19)
Expenditures:								
2-21-10-110-0000	Salaries - Out of Scope	421,204.00	123,056.19	(298,147.81)	29.22%	140,296.50	123,056.19	(17,240.31)
2-21-10-111-0000	Police Assoc Wages - Full Time	1,744,504.00	505,426.30	(1,239,077.70)	28.97%	531,563.63	505,426.30	(26,137.33)
2-21-10-113-0000	CUPE Wages - Full Time Clerical	513,344.00	150,801.92	(362,542.08)	29.38%	135,612.34	150,801.92	15,189.58
2-21-10-117-0000	CUPE Wages - Casual	152,720.00	50,145.77	(102,574.23)	32.84%	52,950.40	50,145.77	(2,804.63)
2-21-10-118-0000	CUPE Wages - Casual Guards	74,765.00	20,251.45	(54,513.55)	27.09%	17,535.77	20,251.45	2,715.68
2-21-10-130-0000	Employer Statutory & Benefits Contributions	689,763.00	221,268.60	(468,494.40)	32.08%	238,281.60	221,268.60	(17,013.00)
2-21-10-210-0000	Commission Honorarium	5,000.00		(5,000.00)	0.00%			
2-21-10-211-0000	Travel and Subsistence	73,350.00	3,745.73	(69,604.27)	5.11%	1,309.26	3,745.73	2,436.47
2-21-10-213-0000	Training - External	75,835.00	20,508.00	(55,327.00)	27.04%	3,664.09	20,508.00	16,843.91
2-21-10-214-0000	Memberships, Conferences, Registration Fees	16,200.00	5,470.00	(10,730.00)	33.77%	4,686.88	5,470.00	783.12
2-21-10-215-0000	Express, Cartage, Freight	2,900.00	1,028.50	(1,871.50)	35.47%	646.50	1,028.50	382.00
2-21-10-216-0000	Postage	1,300.00	175.47	(1,124.53)	13.50%	219.46	175.47	(43.99)
2-21-10-217-0001	Communications - Telephone Land Lines	19,686.00	6,671.40	(13,014.60)	33.89%	6,232.92	6,671.40	438.48
2-21-10-217-0002	Communications - Telephone Mobile	9,780.00	2,206.90	(7,573.10)	22.57%	2,356.22	2,206.90	(149.32)
2-21-10-217-0003	Communications - Data	3,600.00	1,008.01	(2,591.99)	28.00%	1,021.83	1,008.01	(13.82)
2-21-10-221-0000	Advertising, Promotion, Public Relations	5,000.00	963.73	(4,036.27)	19.27%	868.74	963.73	94.99
2-21-10-223-0000	Subscriptions and Publications	500.00	83.00	(417.00)	16.60%		83.00	83.00
2-21-10-232-0000	Professional Services - Legal	5,000.00	1,616.50	(3,383.50)	32.33%	544.36	1,616.50	1,072.14
2-21-10-235-0000	Professional Services - Management	16,000.00	4,600.00	(11,400.00)	28.75%	2,715.00	4,600.00	1,885.00
2-21-10-238-0020	Professional Services - Veterinary Cat Control	5,000.00		(5,000.00)	0.00%			
2-21-10-239-0000	Professional Services - Other	75,000.00	5,478.59	(69,521.41)	7.30%	6,840.16	5,478.59	(1,361.57)
2-21-10-252-0010	Contracted Repairs, Maintenance - Building	8,000.00		(8,000.00)	0.00%	154.60		(154.60)
2-21-10-252-0020	Contracted Repairs, Maintenance - Building Janitor	37,041.00	13,745.72	(23,295.28)	37.11%	13,220.72	13,745.72	525.00
2-21-10-253-0010	Contracted Repairs, Maintenance - M&E & Furnishing	9,500.00	607.16	(8,892.84)	6.39%	1,570.53	607.16	(963.37)
2-21-10-255-0010	Contracted Repairs, Maintenance - Vehicles	20,000.00	2,059.20	(17,940.80)	10.30%	1,163.16	2,059.20	896.04
2-21-10-256-0010	Contracted Repairs, Maintenance - Land Improvement	1,000.00		(1,000.00)	0.00%			
2-21-10-263-0000	Rental / Lease of Equipment & Furnishings	10,500.00	4,084.33	(6,415.67)	38.90%	3,829.67	4,084.33	254.66
2-21-10-265-0000	Rental / Lease of Vehicle	8,500.00	2,205.04	(6,294.96)	25.94%		2,205.04	2,205.04

Account	Description	2022	2022	Variance	Used	2021	2022	Variance
		Total	Actual			Actual	Actual	
		Budget	Annual			YTD	YTD	
2-21-10-271-0000	Licenses, Permits and Software Support	46,600.00	22,794.71	(23,805.29)	48.92%	17,322.98	22,794.71	5,471.73
2-21-10-274-0000	Insurance Premiums	18,827.00	18,017.47	(809.53)	95.70%	17,694.65	18,017.47	322.82
2-21-10-290-0000	Towing	1,500.00		(1,500.00)	0.00%	335.00		(335.00)
2-21-10-351-0000	Purchases from Local Government	76,000.00	9,324.00	(66,676.00)	12.27%	16,065.00	9,324.00	(6,741.00)
2-21-10-511-0000	Stationery, Office Supplies	22,200.00	2,059.22	(20,140.78)	9.28%	1,844.25	2,059.22	214.97
2-21-10-512-0000	Clothing & Boots	28,500.00	2,627.95	(25,872.05)	9.22%	2,301.26	2,627.95	326.69
2-21-10-513-0000	Janitorial Supplies	3,400.00	631.58	(2,768.42)	18.58%	614.78	631.58	16.80
2-21-10-515-0000	Catered or Purchased Foods	2,500.00	440.22	(2,059.78)	17.61%	138.20	440.22	302.02
2-21-10-516-0000	Pharmaceutical & First Aid	1,100.00	793.13	(306.87)	72.10%	211.77	793.13	581.36
2-21-10-517-0000	Promotional Materials	1,000.00	224.75	(775.25)	22.48%	245.44	224.75	(20.69)
2-21-10-519-0000	General Goods and Supplies - Other	1,600.00	121.32	(1,478.68)	7.58%	9.01	121.32	112.31
2-21-10-521-0000	Gas, Oil, Antifreeze, Etc.	46,000.00	15,179.89	(30,820.11)	33.00%	12,447.18	15,179.89	2,732.71
2-21-10-522-0000	Tires & Batteries	8,000.00		(8,000.00)	0.00%			
2-21-10-523-0000	Machine & Equipment Parts	1,500.00	61.44	(1,438.56)	4.10%	495.81	61.44	(434.37)
2-21-10-523-0010	Vehicle Parts				0.00%	13.78		(13.78)
2-21-10-523-0020	Building Furnishings & Supplies		25.00	25.00	0.00%	40.00	25.00	(15.00)
2-21-10-523-0030	Computer Equipment & Supplies	1,000.00		(1,000.00)	0.00%	744.70		(744.70)
2-21-10-524-0000	Small Equipment and Tools	21,900.00	457.97	(21,442.03)	2.09%	778.12	457.97	(320.15)
2-21-10-525-0000	Safety Equipment and Supplies		131.51	131.51	0.00%		131.51	131.51
2-21-10-538-0000	Building, Plumbing and Electrical Supplies	2,500.00	35.81	(2,464.19)	1.43%	1,487.88	35.81	(1,452.07)
2-21-10-543-0000	Natural Gas	3,600.00	2,754.70	(845.30)	76.52%	1,755.74	2,754.70	998.96
2-21-10-544-0000	Electricity	22,000.00	7,304.86	(14,695.14)	33.20%	4,851.24	7,304.86	2,453.62
2-21-10-590-0000	Sundry Expenses	131,500.00	97,486.42	(34,013.58)	74.13%	166.00	97,486.42	97,320.42
2-21-10-690-0000	Amortization	201,903.00	67,301.00	(134,602.00)	33.33%	65,368.00	67,301.00	1,933.00
2-21-10-813-0000	Bank Charges	1,000.00	351.41	(648.59)	35.14%	303.98	351.41	47.43
2-21-10-940-0000	Contributions to Capital Fund	115,600.00	38,533.20	(77,066.80)	33.33%	38,533.20	38,533.20	
	Total Expenditures	4,764,722.00	1,433,865.07	(3,330,856.93)	30.09%	1,351,052.31	1,433,865.07	82,812.76
	Net Operating	3,052,671.00	835,612.20	(2,217,058.80)	27.37%	871,094.63	835,612.20	(35,482.43)



Taber Municipal Police Commission Request for Decision

Meeting Date: 5/26/2022

Subject:
Chief of Police Report to the Commission

Recommendation:

No motion required

Background:

This Department Report (s) is supplied for Commission information. In most cases, this communication is provided simply as information to the Commission and no comment is needed. In some cases, though, the Commission may wish to seek clarification on the matter from its administration or from the originator of the communication, or even to challenge the matter through Commission discussion. Placing the communication on the Commission's agenda allows these opportunities.

Legislation / Authority:

The Police Act, Section 32(1)

Strategic Plan Alignment:

Continue the growth of Taber as a healthy and safe community
Maintain locally based, public safety-oriented police service, and locally-based emergency services

Financial Implication:

N/A

Service Level / Staff Resource Implication:

Not at this time



Justification:

To keep the Commission informed of departmental happenings.

Alternative(s):

The Commission could seek clarification on any of the matters from Administration or the Chief.

Attachment(s): Chief of Police Open Report April 2022

APPROVALS:

Originated By:
Tenille Miller

Police Commission Chair or Designate: _____

Taber Municipal Police Commission Report

April 2022

The report is broken into our three functions of police, dispatch and the Community Standards Unit, followed by a section on budget, police complaints, crime analyses, etc., strategic planning, and other. In each of these functions, there is information for you. Some of the slots may be empty, but next month perhaps not.

Police

Community Involvement:

- Thank you to the Commission members who were able to attend the graduation ceremony or watch it virtually on live stream. From all accounts the grad was a huge success and showcased Taber Police and the Lethbridge College well. We have been working on wrapping up the accommodations, selling surplus furniture, paying some final invoices, etc.
- Cst. Chris Nguyen is coaching a 9-year-old soccer team.
- Chief Abela mentored a team of police leaders from across the Five Eyes Countries in a competition to Map the System – around officer wellness. Chief Abela's team won their regional group and are now presenting in the finals at Oxford University June 17-19.
- Chief Abela was assisting the Canadian Police College Executive Leadership Development Program as a Fellow. The class of 16 senior police leaders from agencies across Canada graduated on April 29, 2022 and Chief Abela attended the graduation virtually.

Training:

- The Cadets graduated on April 22, 2022.
- Two of our cadets, Eric Neufeld and Matthew Orme were sworn in as constables and are now in field training with our patrol team. Sr. Cst. Evanson and Cst. Brevik are teaching our newest arrivals what they need to know to police our community. This field training lasts approximately 4-6 months.
- Chief Abela and Inspector Gyepesi took part in Town of Taber strategic planning on April 28 and 29.

Equipment:

- The new generator is being installed. This was a capital project approved last year but delayed slightly due to Covid and supply.
- The Next Gen 911 purchase was approved by Council and the first project meeting has occurred to get this install completed.

Operational:

- We have laid charges for drug trafficking and break and enter this past month and cleared up about a dozen arrest warrants. Some prolific offenders are now in custody.

Personnel:

- We are in the final steps of hiring our next Community Standards officer.
- We hired two new summer students. Henry Klassen and Ethan Rudd will be helping us out again this summer. This program has been a great opportunity to introduce young people to law enforcement and meet the increased needs of community standards and bylaw work in the summer.

Policy:

- The Provincial Crown has initiated a pre-charge recommendation process for all police agencies in Alberta. We will be undertaking the change with the hopes that it will launch June 6. This does not remove the ability of the police to lay charges, it simply puts the police and Crown in a formal process of consultation prior to the laying of some of the charges. This has been piloted elsewhere and the program has benefits. This is not the same as pre-charge approvals as occurs in other provinces, such as BC.
- The Taber Police Service will be piloting an Alberta Health Link 24/7 Mental Health Police Resource Program starting soon. This number is being made available to police to consult with mental health therapists around mental health apprehensions. It provides some capacity for people in crisis to seek services outside of being admitted for psych evaluation. This is a welcomed approach and one the Taber Police has been asking for since our study was completed in 2018.
- At our last Commission meeting there was discussion around the Community Standards Unit work and how the community accesses or comes to understand bylaw services in Taber.

Commissioner Sorensen pointed out that the website was not easily navigable for accessing the pamphlets etc. we have for our services. As a result, we were able to re-align that page to make it easier, although I am not 100% happy with the results. We will be working on a strategy to better inform the public of these services and the responsibilities of homeowners to comply with the Town's bylaws and community standards programs.

We are also working on a program to ensure compliance with the waste, recycling, and green bin usage, and to also ensure that the bins are put back in place following pick up. Thanks to Meghan at the Town for assisting in this regard.

- Mental Health and Wellness discussion. I was asked by Commission Chair MacDonald to provide an update on the progress of my attempts to build capacity within the TPS.

Since our last meeting, there has been no specific update in reference to this task. I have asked to meet with the staff that attended the BOS training so we can discuss our current policy and make changes where necessary.

Public Complaints:

- There are no public complaints to report.

Communications/911

Equipment:

- NextGen 911 is a major equipment purchase that has happened and will be installed this year.

Personnel:

- There are no updates for this month.

Training:

Operational:

- We will be starting to answer the Town of High-Level complaints as they pertain to bylaw and community standards services in May.

Strategic Plan

- Report attached in separate RFD. (No report for this period)

Community Standards Unit

- Please see attached report.

Crime Trend Analysis/Chairs Report/Benchmarking

CHAIR'S REPORT

April

	TOTAL 2022 YTD	Comparison 2021 YTD	% Difference	Comparison 2021 Dec 31
TRAFFIC				
- Impaired Operation/Related Offences	7	5	40%	30
- Dangerous Operation of Motor Vehicle	0	2	-100%	9
- Traffic collisions	35	44	-20%	125
- Other criminal code	0	2	-100%	3
- Provincial Traffic Offences	428	699	-39%	1801
LIQUOR ACT	10	9	11%	63
OTHER CRIMINAL CODE				
- Other criminal code	52	36	44%	127
- Offensive weapons	1	1	0%	7
- Corruption (Public Mischief)	0	1	-100%	7
DRUG ENFORCEMENT				
- Trafficking	4	3	33%	5
- Possession	3	3	0%	9
- Other	1	2	-50%	6
CRIMES AGAINST A PERSON				
- Sexual offences	3	2	50%	8
- Robbery/Extortion/Harassment/Threats	26	25	4%	73
- Offences - Death Related or Endangering Life	0	1	-100%	1
- Kidnapping/Hostage/Abduction	1	1	0%	1
- Assaults	20	16	25%	72
CRIMES AGAINST PROPERTY				
- Theft under \$5000	17	29	-41%	93
- Theft over \$5000	7	8	-13%	27
- Possession of Stolen Goods	4	4	0%	8
- Fraud	13	23	-43%	57
- Break and Enter	18	8	125%	21
- Arson	0	0	0%	0
- Mischief	27	22	23%	92
BYLAW				
- Traffic	2	18	-89%	57
- Other (non-traffic calls)	117	89	31%	374

Analyses: The impact of Covid-19 and communities is represented in our data. In communication with other Chiefs of Police, similar trends have occurred in the province.

911 Report

911 Communications:

NFPA Standards require that ninety-five percent of alarms received on emergency lines shall be answered within 15 seconds, and 99 percent of alarms shall be answered within 40 seconds.

May-22	Total Call Answered	Answered within 15 sec		Answered Within 40 Sec		Answered After 40 Sec		Total Abandoned Calls
		Calls	%	Calls	%	Calls	%	
Taber Police Service	223	219	98.2	221	99.1	2	0.9	50
Taber Police Service back up lines - multiple calls, working alone	4	4	100	4	100	0	0	
*average answer time is 6.3 seconds								
*average answer time is 4.8 seconds - back up lines								
Type of calls	% of calls							
Residential (landline)	11.7%							
Business (landline)	12.6%							
Wireless	74.4%							
Text 9-1-1 (tests)	0.4%							
Pay Phone	0.0%							
ALI fail	0.0%							
ANI fail	0.0%							
Non 9-1-1	0.9%	test						
Type of calls - back up lines	% of calls							
Residential (landline)	0.0%							
Business (landline)	100.0%							
Wireless	0.0%							
Text 9-1-1 (tests)	0.0%							
Pay Phone	0.0%							
ALI fail	0.0%							
ANI fail	0.0%							
Non 9-1-1	0.0%							

Police Complaints

- There are no new police complaints or citizen contacts for the month of March.



Taber Municipal Police Commission Request for Decision

Meeting Date: 5/26/2022

Subject:

Public Complaints Director Report

Recommendation:

No motion is required.

Background:

The Public Complaints Director Report is supplied for Commission information. In most cases, this communication is provided simply as information to the Commission and no comment is needed. In some cases, the Commission may wish to seek clarification on the matter from its administration or from the originator of the communication, or even to challenge the matter through Commission discussion. Placing the communication on the Commission's agenda allows these opportunities.

Legislation / Authority:

The Police Act, Section 28.1(3)(g)

Taber Municipal Police Commission Policy Manual Section 2.9,(5)

Strategic Plan Alignment:

Define & Practice Good Governance

Financial Implication:

None

Service Level / Staff Resource Implication:

N/A



Justification:

N/A

Alternative(s):

The Commission could seek clarification on any of the matters from the PCD

Attachment(s): Public Complaints Director Report May 2022

APPROVALS:

Originated By:

Tenille Miller

Police Commission Chair or Designate: _____

May 2022 Report

Public Complaints Director

There is currently nothing to report.



Taber Municipal Police Commission Request for Decision

Meeting Date: 5/26/2022

Subject:

Commission Member Reports (Verbal)

Recommendation:

No motion is required.

Background:

Updates are provided verbally to inform the Commission of individual Commission-related activity. This could come in the form of meeting attendance and activity intended to strengthen the Commission's reputation and visibility.

Legislation / Authority:

MGA, Section 207(c)

Strategic Plan Alignment:

No Strong Alignment.

Financial Implication:

N/A

Service Level / Staff Resource Implication:

The service level will remain status quo.

Justification:

To keep all of the Commission informed of activity.

Alternative(s):

The Commission could seek clarification on any of the matters.



Attachment(s): None

APPROVALS:

Originated By:
Tenille Miller

Police Commission Chair or Designate: _____