

# Collection Information



## Blue Cart – Recyclables

- Your blue cart is collected **once every 2 weeks**.
- You can place all of your recyclables into the cart; there is no need to sort or bag.

- Rinse all containers of food waste. Shredded paper should be bagged, and the rest of the recyclables should be loose. **Styrofoam** is not recyclable in the blue carts (use public drop-off bins).
- For accepted items refer to the list below.



## General Information

### Don't be late.

Place your waste at the curb by 7 a.m. the morning of your collection day, or the night before.

### Keep the weight down.

Carts that are too heavy cannot be collected, Pay close attention to items that cannot go in the carts.

### Winter safety.

During the winter, ensure cart is free of snow and ice and is visible to the collection crew. Do not place carts on top of snow banks.

### Protect the environment.

Do **not** put household hazardous waste such as batteries, fluorescent bulbs, paint, chlorine, pesticides or oil in your carts.

## No more sorting!

White or Colored Office Paper

Paper Egg Cartons

Paper Milk/Juice Cartons

Empty Aerosol Containers

#1 - #7 Plastic Bottles, Jugs

#1 - #7 Plastic Tubs Screw-Top Jars

Cardboard Empty Paper Bags

Mail Greeting Cards

Paperboard Boxes

Cans

Clean pie pans and balled aluminum foil (2" or larger)

Blueprints

Paperback Books

Magazines Brochures Catalogs

Newspapers Inserts

Loose Metal Jar Lids Steel Bottle Caps

File Folders



- All Shredded Paper should be bagged so it doesn't make a mess when it is collected by the recycling truck.

- \*Flatten all cardboard boxes, cut them up to fit
- \*Empty & rinse all containers



### PLEASE NO:

- \* Scrap Metal, or Electronic Waste (Batteries, cell phones, etc)
- \*Plastic bags, small lids or caps, 6-pack holders
- \*Needles or syringes \* Glass, ceramics or Pyrex
- \*Paint, pesticides, oil & cleansers \*STYROFOAM
- \*Organic material and food waste \*Waxed paper/board
- \*Stickers or address label sheet waste
- \*Plastics other than the listed #1-7

# Collection Information

## Green Cart & Kitchen Catcher – Compostables




- Your green cart is collected **once every week**, **except between Nov.1 – Feb.28 then it is collected bi-weekly pickup opposite of the recycling.**
- You can line your cart with paper towels, paper bags, newspaper or leave material loose inside cart.
- **Do not use bags, plastic or compostable.**



**YES - Other Acceptable Items:** Dryer lint, feathers, human & pet hair, pet waste, cat litter, nail clippings, popsicle sticks, used facial tissues, **cold** fireplace ashes, We also accept cooking oil & grease (DO NOT POUR DOWN DRAINS).

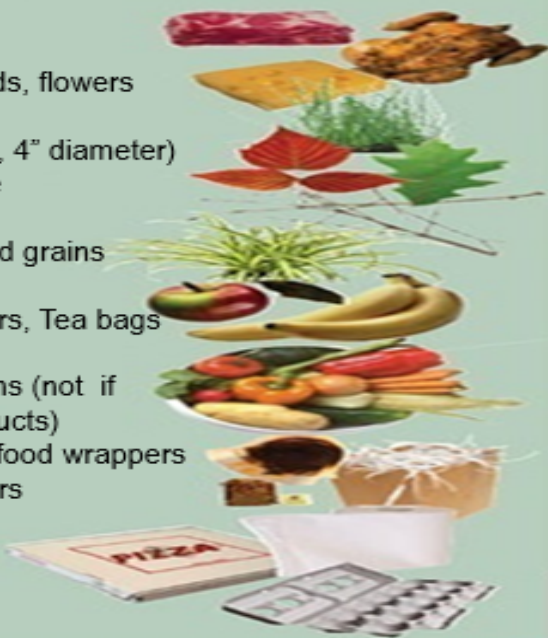
**NO – Other Unacceptable Items:** STYROFOAM of any kind. Do not use Plastic bags or put paper towels that have cleaning chemicals on them. No furnace filters, dryer sheets, vacuum bags or any type of fabric.

Remember to rinse out your carts when you can to reduce odours and residue build-up.



### YES

Meat, fish, or poultry  
Dairy products  
Grass and leaves, Weeds, flowers  
Pruning's  
Branches (under 4' long, 4" diameter)  
Vegetable garden waste  
Houseplants  
Fruits, Breads, pasta and grains  
Nutshells, Eggs shells  
Coffee grounds and filters, Tea bags  
Shredded paper  
Paper towels and napkins (not if used with cleaning products)  
Paper plates and cups, food wrappers  
Paper take-out containers  
Pizza boxes  
Egg cartons (non-Styrofoam)  
Plate Scrapings



### NO

**STYROFOAM**  
Plastic or Biodegradable bags  
Plastic containers  
Metal and glass  
Car grease or liquids  
Diapers  
Dirt and rocks  
Stumps  
Lumber or Fencing  
Hazardous waste  
Branches over 4' long and 4" diameter  
Household Garbage  
Clothing or Fabric

PLEASE DO NOT USE ANY PLASTIC OR COMPOSTABLE BAGS



# Collection Information

## Brown Cart – Residual Waste

- Your brown cart is collected **once every week**. You can use whatever bag you want in this cart, plastic or biodegradable. We just ask that you use a bag so there isn't a mess on our windy days.



- All items that you cannot recycle or compost will be placed in your brown cart. Please keep in mind that heavy metal, wood, electronics and any hazardous materials (household chemicals, paint cans that are not empty) should be taken to a designated drop-off site. For more information see page 19.

- DO NOT overfill the carts, the Truck cannot tip the carts if they are overflowing or have bulky items in them, or there are items in front of the cart blocking the truck from getting to it with the arms/grapples.

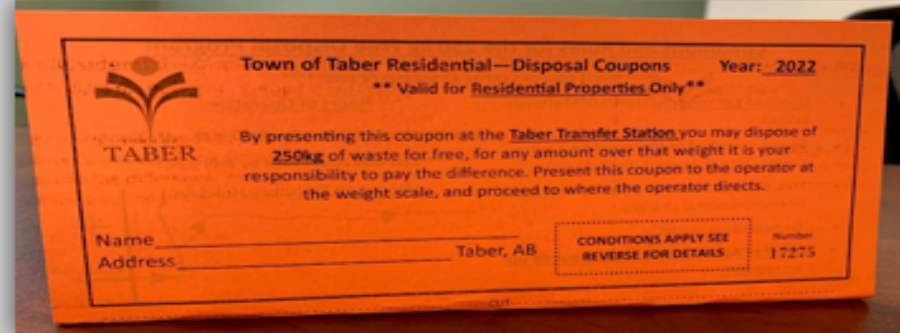


## COUPON VOUCHER System!

The Town is issuing coupons/vouchers to cover some of the disposal fees of large items that need to be taken to the Transfer Station. These coupons can be used by residents to dispose of additional waste that can't fit in the carts. The goal of this program is to make spring cleanup etc. more convenient and affordable for residents. Additionally, the coupon service can be utilized year round, so home renovations do not have to coincide with an annual service, but they are only valid for the year issued.

Coupons can be picked up from either the Town Administration office (4900-A 50 Street) or the Town Public Works Shop (6201-A 54 Avenue), proof of address may be required.

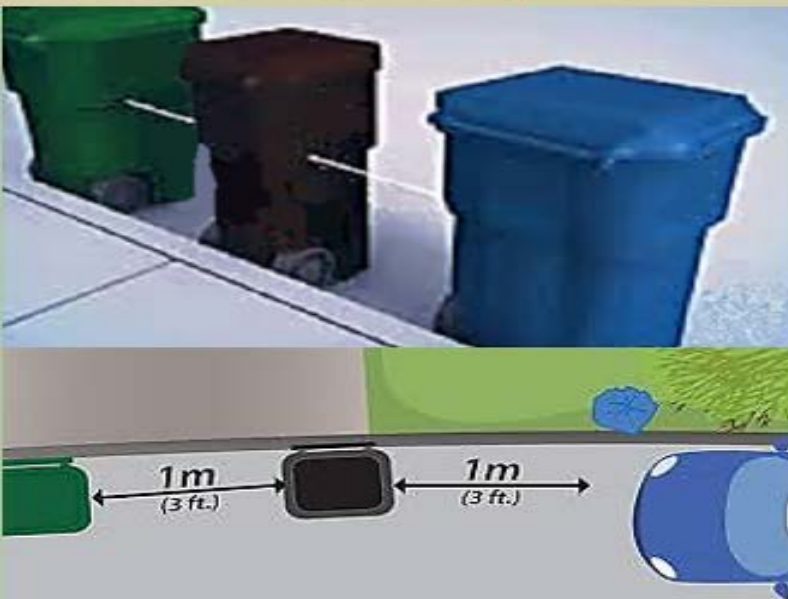
Tenants need to check with their landlord before obtaining the coupons.



### Here's how it works:

- Each residential utility account holder in Taber will be eligible for 3 coupons per year, covering the disposal costs of 250 kilograms of waste per coupon
- Coupons must be presented to personnel at the Taber Transfer Station weigh scale at the time of disposal. (This is not available for commercial accounts) See pg.18 for directions to the Transfer Station & Operation hours.

## How to Place your cart for Front Curb Collection:



- **For Areas that do NOT have an Alley**
- **Place it** – Carts should be at the curb for collection no later than 7:00 am, and no earlier than 7:00 pm the night before.
- **Park it** – Cart should be on the street with the wheels against the curb.
- **Point it** – Make sure the arrow on top of lid is pointing to the centre of the road.
- **Space it** – Leave at least an arm's length (3 feet) between and behind the carts or other objects (CARS, fences, poles) and at least 10 feet above the cart.
- **Remove it** – Please REMOVE your carts from the street after collection is completed and store on your own property. If not you could be subject to a fine as per Town Bylaw 3-2018
- **Snow** – Do not place your cart on or behind a snow bank.

## How to Place your cart for Alley Collection:



- **For Areas that HAVE an Alley**
- **Place it** – Carts should be in the alley for collection no later than 7:00 am, and no earlier than 7:00 pm the night before.
- **Park it** – Cart should be on your side of the alley with the wheels facing your house.
- **Point it** – Make sure the arrow on top of lid is pointing to the centre of the alley.
- **Space it** – Leave at least an arm's length (3 feet) between and behind the carts or other objects (CARS, fences, poles) and at least 10 feet above the cart.
- **Remove it** – Please REMOVE your carts from the alley after collection is completed and store on your own property. If not you could be subject to a fine from the Town Bylaw 3-2018.
- **Snow** – Do not place your cart on or behind a snow bank.

# Disposal Information



## Did you know we have Public Recycling Drop-Off Sites?

We have 2 large item/volume recycling drop off centers in Town, conveniently located downtown on 50<sup>th</sup> Avenue off of 57<sup>th</sup> Street as well as at the Town's Transfer Station. We have several large mixed bins for the same materials as you would put in your recycling carts. Please do not bag these items, they must remain loose inside the bins.

Make sure to cut and flatten your cardboard boxes so that we can maximize the space for everyone's needs! These bins get emptied every Monday & Thursday.

**DO NOT LEAVE ANY ITEMS ON THE GROUND OUTSIDE THE BINS! This makes a mess for everyone.**

## We have added Styrofoam recycling!

At both locations we have added 2 white bins for **STYROFOAM** recycling! Only the large white hard polystyrene Styrofoam is part of the program at this time;

- Styrofoam must be clean, dry, & free of tape, cardboard or other contaminants.
  - Stack trays or large pieces intact
  - Do not bag, keep loose in bin
- No EPS, Egg cartons, cups or packing chips

